

COMANCHE COUNTY
2022-2023
ESTIMATE OF NEEDS
AND FINANCIAL STATEMENT OF THE
FISCAL YEAR 2021-2022

FILED
OCT 01 2022
State Auditor & Inspector

BOARD OF COUNTY COMMISSIONERS OF
THE COUNTY OF COMANCHE
STATE OF OKLAHOMA

Two copies of this Financial Statement and Estimate of Needs should be filed with the County Clerk not later than August 17 for all Counties. After approval by the Excise Board and the levies are made, both statements should be signed by the appropriate Board Members. One complete signed copy must be sent to the State Auditor and Inspector, 2300 N. Lincoln Blvd., State Capital, Room 123, Oklahoma City, OK 73105. If publication may not be had by date required for filing, affidavit and proof of publication are required to be attached within five days after date of filing.

THE 2022-2023
ESTIMATE OF NEEDS

AND

FINANCIAL STATEMENT OF THE
FISCAL YEAR 2021-2022

PREPARED BY Budgeting and Accounting Services, PLLC
SUBMITTED TO THE COMANCHE COUNTY
EXCISE BOARD THIS 1st DAY OF September 2022

BOARD OF COUNTY COMMISSIONERS

Chairman [Signature]

County Clerk [Signature]

Commissioner [Signature]

Commissioner [Signature]

Treasurer Rhonda Brantley

Assessor [Signature]

Court Clerk [Signature]

Sheriff [Signature]

Comanche

Index Page

Exhibit A	0	1
Exhibit D	0	13
Exhibit E	0	21
Total Exhibit I's	0	29
Total Exhibit I,ST's	0	51
Total Exhibit M's	0	59
Exhibit W	0	77
Exhibit X	0	79
Exhibit Y	0	81
Exhibit Z	0	85
Salary Calculations	0	87

COMANCHE COUNTY
2022-2023
ESTIMATE OF NEEDS
AND FINANCIAL STATEMENT OF THE
FISCAL YEAR 2021-2022

COMANCHE COUNTY, STATE OF OKLAHOMA

To the County Excise Board of said County and State, Greeting:-

Pursuant to the requirements of 68 O.S. 1991 Section 3002, we submit herewith for your consideration, the within statement of the fiscal condition of the County of Comanche, State of Oklahoma, for the fiscal year beginning July 1, 2021 and ending June 30, 2022, together with an itemized statement of the estimated needs thereof for the fiscal year beginning July 1, 2022 and ending June 30, 2023. The same have been prepared in conformity to Statute, in relation to which be it further noted that:

1. We, the members of the Board of County Commissioners of said County and State, do hereby certify that the statements herein submitted show the true and correct conditions of the fiscal affairs of said County for the fiscal year ending June 30, 2022, that said statements comprise a "full and accurate statement of the assessments, receipts and expenditures of the preceding year, made out in detail under separate heads" as required by 19 O.S. 1991 Section 345; that said preparation was had at an official session of said Board, begun on the first Monday in July, 2022 pursuant to the provisions of 68 O.S. 1991 Section 3002.
2. And we further certify that the estimates of the several amounts necessary for current expenses for the fiscal year beginning July 1, 2022 and ending June 30, 2023 as shown under "Schedule 8" were prepared and filed with the Board of County Commissioners as of the first Monday in July 2022, that the same have been correctly entered, and that all estimates made are entered as certified by Department Heads for the respective purposes herein set out. We further certify that the sums requested for salaries of county officers and the deputies are calculated and based upon authority of salary statutes currently effective and applicable in this county.
3. We further certify that the estimated income from sources other than ad valorem tax, shown on "Schedule 4", may reasonably be expected to be collected as a revenue during the ensuing fiscal year, and is not in excess of the 90% of the amounts collected for the same sources during the fiscal year ending June 30, 2022.

Dated at the office of the County Clerk, at Lawton, Oklahoma,
this 1st day of September, 2022.

Chairman

Commissioner

Treasurer

Court Clerk

County Clerk

Commissioner

Assessor

Sheriff

Filed this 30 day of August, 2022

Secretary and Clerk of Excise Board, Comanche County, Oklahoma.

Accountant's Compilation Report

Honorable Board of County Commissioners

Comanche County, Oklahoma

Management is responsible for the accompanying 2021-22 prescribed financial statements as of and for the fiscal year ended June 30, 2022, and the 2022-23 Estimate of Needs (SA&I form 2631R97) and the Publication Sheet (SA&I form 2631R97) for Comanche County, included in the accompanying prescribed form. We have performed a compilation engagement in accordance with Statements on Standards for Accounting and Review Services promulgated by the Accounting and Review Services Committee of the AICPA. We did not audit or review the prescribed financial statements, estimate of needs and publication sheet not were we required to perform any procedures to verify the accuracy or completeness of the information provided by management. Accordingly, we do not express an opinion, a conclusion, nor provide any form of assurance on these prescribed financial statements.

The prescribed financial statements, estimate of needs and publication sheets forms are presented in accordance with the requirements prescribed by the Office of the Oklahoma State Auditor and Inspector per 68 OS §3003.B as defined by 68 OS § 3004-3011 and are not intended to be a complete presentation of the County's assets and liabilities.

This report is intended solely for the information and use of Comanche County, Oklahoma, the Excise Board of Comanche County, Oklahoma and for filing with the State Auditor and Inspector and is not intended to be and should not be used by anyone other than these specified parties.

We are not independent in relationship to Comanche County.

Budgeting & Accounting Services, PLLC
Budgeting and Accounting Services, PLLC

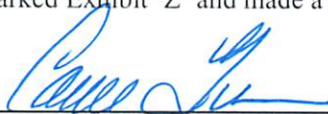
Chickasha, Oklahoma

Date: _____

AFFIDAVIT OF PUBLICATION

STATE OF OKLAHOMA, COUNTY OF COMANCHE

Personally appeared before me, the undersigned Notary Public,
Carrie Tubbs County Clerk of the County and State aforesaid, who being first duly sworn according to law, deposes and says: That he/she complied with the law by having the financial statement for the fiscal year ending June 30, 2022, and the estimated needs and the estimated income from sources other than ad valorem taxes, for the fiscal year beginning July 1, 2022 and ending June 30, 2023 published in one issue of the Lawton Constitution a legally-qualified newspaper published - of general circulation, in said county (strike inapplicable phrase) a copy of which together with proof of publication is herewith attached marked Exhibit "Z" and made a part of hereof.




County Clerk

Subscribed and sworn to before me this 10th day of September, 2022.



Notary Public



My Commission Expires

PROOF OF PUBLICATION

THE COUNTY TIMES

PO Box 1283, Lawton, OK 73502 ~ 580-429-8200


ESTIMATE OF NEEDS

I, Venius Dobson, of lawful age, being duly sworn upon oath, deposes and says that I am the Publisher of THE COUNTY TIMES, a Weekly publication that is a "legal newspaper" as that phrase is defined in 25 O.S. § 106 for the City of Lawton, for the County of Comanche, in the State of Oklahoma, and that the attachment hereto contains a true and correct copy of what was published in said legal newspaper in consecutive issues on the following date(s):

Thursday, the 22nd day of September, 2022

PUBLICATION FEE

\$157.50



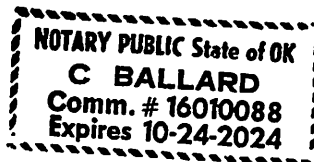
Venius Dobson
Publisher

State of Oklahoma
County of Comanche

Signed and sworn to before me this 22nd day of September, 2022
by C Ballard.



Notary Public



My Commission Expires: October 24, 2024

Commission #16010088

PUBLISHED IN
THE COUNTY TIMES
SEPTEMBER 22, 2022

PUBLICATION SHEET - COMANCHE COUNTY, OKLAHOMA
FINANCIAL STATEMENT OF THE VARIOUS FUNDS FOR THE FISCAL YEAR ENDING JUNE 30, 2022, AND ESTIMATE OF NEEDS
FOR THE FISCAL YEAR ENDING JUNE 30, 2023, OF THE GOVERNING BOARD OF
COMANCHE COUNTY, OKLAHOMA

Exhibit "Z"

Page 85

STATEMENT OF FINANCIAL CONDITION AS OF JUNE 30, 2022	General Fund	Health Fund	Sinking Fund
ASSETS:			
Cash Balance June 30, 2022	\$ 6,042,758.17	\$ 3,360,602.47	\$ -
Investments	\$ -	\$ -	\$ -
TOTAL ASSETS	\$ 6,042,758.17	\$ 3,360,602.47	\$ -
LIABILITIES AND RESERVES:			
Warrants Outstanding	\$ 90,020.43	\$ 94,892.41	\$ -
Reserves for Interest on Warrants	\$ -	\$ -	\$ -
Reserves from Schedule 8	\$ 352,298.40	\$ 576,367.50	\$ -
TOTAL LIABILITIES AND RESERVES	\$ 442,318.83	\$ 671,259.91	\$ -
CASH FUND BALANCE (Deficit) JUNE 30, 2022	\$ 5,600,439.34	\$ 2,689,342.56	\$ -
ESTIMATE OF NEEDS FOR FISCAL YEAR ENDING JUNE 30, 2023			
Grand Total Current Expense Needs	\$ 12,849,742.39	\$ 4,503,439.91	\$ -
Reserves for Interest on Warrants & Revaluation	\$ 1,500.00	\$ -	\$ -
Total Required	\$ 12,851,242.39	\$ 4,503,439.91	\$ -
FINANCED:			
Cash Fund Balance	\$ 5,600,439.34	\$ 2,689,342.56	\$ -
Revenues Approved by Excise Board	\$ -	\$ -	\$ -
Total Deductions	\$ 5,600,439.34	\$ 2,689,342.56	\$ -
Balance to Raise from Ad Valorem Tax	\$ 7,250,803.05	\$ 1,814,097.35	\$ -

CERTIFICATE - GOVERNING BOARD

STATE OF OKLAHOMA, COUNTY OF COMANCHE, ss:

We, the undersigned duly elected, qualified Governing Officers of Comanche County, Oklahoma, do hereby certify that at a meeting of the Governing Body of the said County, begun at the time provided by law for Counties and pursuant to the provisions of 68 O.S. 1991 Sec. 3002, the foregoing statement was prepared and is true and correct condition of the Financial Affairs of said County as reflected by the record of the County Clerk and Treasurer. We further certify that the foregoing estimate for current expenses for the fiscal year beginning July 1, 2022, and ending June 30, 2023, as shown are reasonably necessary for the proper conduct of the affairs of the said County, that the Estimate Income to be derived from sources other than ad valorem taxation does not exceed the lawfully authorized ration of the revenue derived from the same sources during the preceeding fiscal year.

Chairman of Board

County Clerk

Commissioner

Subscribed and sworn as before me this

10th day of September, 2022

Commissioner

Notary Public

CORINNE OWENSBY
Notary Public
State of Oklahoma
Commission # 18010648 Expires 10/25/22

COUNTY GENERAL COVERING THE PERIOD 7/1/2021 TO 6/30/2022
ESTIMATE OF NEEDS FOR 2022-2023

EXHIBIT A

Schedule 1, Current Balance Sheet - June 30, 2022		Amount
ASSETS:		
Cash Balance June 30, 2022	\$	6,042,758.17
Investments	\$	-
TOTAL ASSETS	\$	6,042,758.17
LIABILITIES AND RESERVES:		
Warrants Outstanding	\$	90,020.43
Reserve for Interest on Warrants	\$	-
Reserves From Schedule 8	\$	352,298.40
TOTAL LIABILITIES AND RESERVES	\$	442,318.83
CASH FUND BALANCE JUNE 30, 2022	\$	5,600,439.34
TOTAL LIABILITIES, RESERVES AND CASH FUND BALANCE	\$	6,042,758.17

Schedule 2, Revenue and Requirements for 2021-2022		
	Detail	Total
REVENUE:		
Adjusted Cash Balance June 30, 2021	\$ 5,333,246.60	
Cash Fund Balance Transferred From Prior Years	\$ -	
All Ad Valorem Tax Apportioned	\$ 7,784,653.21	
Miscellaneous Revenue Apportioned	\$ 2,297,858.76	
TOTAL REVENUE		\$ 15,415,758.57
REQUIREMENTS:		
Claims Paid by Warrants Issued	\$ 9,463,020.83	
Reserves From Schedule 8	\$ 352,298.40	
Interest Paid on Warrants	\$ -	
Reserve for Interest on Warrants	\$ -	
TOTAL REQUIREMENTS		\$ 9,815,319.23
ADD: CASH FUND BALANCE AS PER BALANCE SHEET JUNE 30, 2022		\$ 5,600,439.34
TOTAL REQUIREMENTS AND CASH FUND BALANCE		\$ 15,415,758.57

Schedule 3, Cash Fund Balance Analysis - June 30, 2022		Amount
ADDITIONS:		
Miscellaneous Revenue Collected in Excess with Transfer Adjustments	\$	2,298,281.79
Warrants Estopped, Cancelled or Converted	\$	275.60
Fiscal Year 2021-2022 Lapsed Appropriations	\$	2,751,359.88
Fiscal Year 2020-2021 Lapsed Appropriations	\$	53,902.86
Ad Valorem Tax Collections in Excess of Estimate	\$	502,860.07
TOTAL ADDITIONS	\$	5,606,680.20
DEDUCTIONS:		
Supplemental Appropriations	\$	6,240.86
Current Tax in Process of Collection	\$	-
TOTAL DEDUCTIONS	\$	6,240.86
Cash Fund Balance as per Balance Sheet June 30, 2022	\$	5,600,439.34

COUNTY GENERAL COVERING THE PERIOD 7/1/2021 TO 6/30/2022
ESTIMATE OF NEEDS FOR 2022-2023

EXHIBIT A

Schedule 4: Revenue	2020-2021 Account	2021-2022 Account		
SOURCE	Actually Collected	Amount Estimated	Actually Collected	Over (Under)
Ad Valorem Taxes				
9001 Current Tax	\$ 7,119,791.30	\$ 7,281,793.14	\$ 7,314,156.18	\$ 32,363.04
9002 Prior Year	\$ 331,111.55		\$ 318,715.81	\$ 318,715.81
9003 Back Year	\$ 177,534.54		\$ 151,781.22	\$ 151,781.22
Ad Valorem Tax Total	\$ 7,628,437.39	\$ 7,281,793.14	\$ 7,784,653.21	\$ 502,860.07
9000, Interest, Mortgage Tax				
9007 Interest Certificates of Deposits	\$ 15,503.62	\$ -	\$ 8,945.42	\$ 8,945.42
9008 Interest Income Funds	\$ 10,824.60	\$ -	\$ 6,758.87	\$ 6,758.87
Total for Interest, Mortgage Tax	\$ 26,328.22	\$ -	\$ 15,704.29	\$ 15,704.29
9100, Local Revenues				
9104 Motor Vehicle Auto Stamps	\$ 20,941.86	\$ -	\$ 17,535.91	\$ 17,535.91
9106 County Clerk Fees	\$ 493,034.68	\$ -	\$ 703,005.28	\$ 703,005.28
9126 Treasurer Service - School Deputy	\$ 2,500.00	\$ -	\$ 2,500.00	\$ 2,500.00
9127 Treasurer Fees	\$ 4,571.00	\$ -	\$ 9,893.00	\$ 9,893.00
9129 Visual Inspection	\$ 678,380.23	\$ -	\$ 686,100.48	\$ 686,100.48
9130 Wildlife Fines	\$ 98.75	\$ -	\$ 95.03	\$ 95.03
Total for Local Revenues	\$ 1,199,526.52	\$ -	\$ 1,419,129.70	\$ 1,419,129.70
9200, State Revenues				
9203 Election Board Secretary Reimbursements	\$ 58,943.76	\$ -	\$ 66,812.88	\$ 66,812.88
9219 OTC - Tobacco	\$ 49,379.01	\$ -	\$ 47,066.92	\$ 47,066.92
9221 Payment In lieu of Taxes	\$ 3,355.31	\$ -	\$ 3,369.06	\$ 3,369.06
9224 State Land Reimbursement	\$ 2,813.09	\$ -	\$ 2,801.37	\$ 2,801.37
9235 OTC-Motor Vehicle COCG	\$ 197,290.04	\$ -	\$ 201,194.90	\$ 201,194.90
Total for State Revenues	\$ 311,781.21	\$ -	\$ 321,245.13	\$ 321,245.13
9300, Federal Revenues				
9314 US Department of Interior	\$ 169,513.00	\$ -	\$ 173,534.00	\$ 173,534.00
9317 CARES Act	\$ 1,253,910.76	\$ -	\$ -	\$ -
9318 Other COVID stimulus	\$ 12,374.00	\$ -	\$ -	\$ -
Total for Federal Revenues	\$ 1,435,797.76	\$ -	\$ 173,534.00	\$ 173,534.00
9400, Miscellaneous Revenues				
9407 Reimbursements of Expenditures	\$ 121,309.99	\$ -	\$ 122,389.93	\$ 122,389.93
9408 Rents/Lease of Public Property	\$ 1,656.00	\$ -	\$ 1,656.00	\$ 1,656.00
9409 Resale Distribution	\$ 200,000.00	\$ -	\$ 200,000.00	\$ 200,000.00
9415 Miscellaneous	\$ 74,624.86	\$ -	\$ 44,199.71	\$ 44,199.71
Total for Miscellaneous Revenues	\$ 397,590.85	\$ -	\$ 368,245.64	\$ 368,245.64
9500, Special Assessments				
9502 Dilapidated Building	\$ 460.00	\$ -	\$ -	\$ -
9507 Mowing	\$ 4,585.00	\$ -	\$ -	\$ -
Total for Special Assessments	\$ 5,045.00	\$ -	\$ -	\$ -
TOTAL REVENUES FOR THE COUNTY GENERAL FUND				
Total Unrestricted Revenue	\$ 3,376,069.56	\$ -	\$ 2,297,858.76	\$ 2,297,858.76
9216 OTC - Sales Tax	\$ -	\$ -	\$ -	\$ -
Restricted - Sales Tax Interest	\$ -	\$ -	\$ -	\$ -
Total Miscellaneous County General	\$ 3,376,069.56	\$ -	\$ 2,297,858.76	\$ 2,297,858.76
Ad Valorem Tax	\$ 7,628,437.39	\$ 7,281,793.14	\$ 7,784,653.21	\$ 502,860.07
Grand Total of All Revenues	\$ 11,004,506.95	\$ 7,281,793.14	\$ 10,082,511.97	\$ 2,800,718.83

COUNTY GENERAL COVERING THE PERIOD 7/1/2021 TO 6/30/2022
ESTIMATE OF NEEDS FOR 2022-2023

EXHIBIT A

Schedule 4: Revenue SOURCE	Basis & Limit of Ensuing Estimate	2022-2023 Account	
		Estimated by Governing Board	Approved by Excise Board
Ad Valorem Taxes			
9001 Current Tax	0.00%	\$ -	\$ -
9002 Prior Year			
9003 Back Year			
Ad Valorem Tax Total		\$ -	\$ -
9000, Interest, Mortgage Tax			
9007 Interest Certificates of Deposits	90.00%	\$ 8,050.88	
9008 Interest Income Funds	90.00%	\$ 6,082.98	
Total for Interest, Mortgage Tax		\$ 14,133.86	\$ -
9100, Local Revenues			
9104 Motor Vehicle Auto Stamps	90.00%	\$ 15,782.32	
9106 County Clerk Fees	90.00%	\$ 632,704.75	
9126 Treasurer Service - School Deputy	90.00%	\$ 2,250.00	
9127 Treasurer Fees	90.00%	\$ 8,903.70	
9129 Visual Inspection	90.00%	\$ 617,490.43	
9130 Wildlife Fines	90.00%	\$ 85.53	
Total for Local Revenues		\$ 1,277,216.73	\$ -
9200, State Revenues			
9203 Election Board Secretary Reimbursements	90.00%	\$ 60,131.59	
9219 OTC - Tobacco	90.00%	\$ 42,360.23	
9221 Payment In lieu of Taxes	90.00%	\$ 3,032.15	
9224 State Land Reimbursement	90.00%	\$ 2,521.23	
9235 OTC-Motor Vehicle COCG	90.00%	\$ 181,075.41	
Total for State Revenues		\$ 289,120.62	\$ -
9300, Federal Revenues			
9314 US Department of Interior	90.00%	\$ 156,180.60	
9317 CARES Act	90.00%	\$ -	
9318 Other COVID stimulus	90.00%	\$ -	
Total for Federal Revenues		\$ 156,180.60	\$ -
9400, Miscellaneous Revenues			
9407 Reimbursements of Expenditures	90.00%	\$ 110,150.94	
9408 Rents/Lease of Public Property	90.00%	\$ 1,490.40	
9409 Resale Distribution	90.00%	\$ 180,000.00	
9415 Miscellaneous	90.00%	\$ 39,779.74	
Total for Miscellaneous Revenues		\$ 331,421.08	\$ -
9500, Special Assessments			
9502 Dilapidated Building	90.00%	\$ -	
9507 Mowing	90.00%	\$ -	
Total for Special Assessments		\$ -	\$ -
TOTAL REVENUES FOR THE COUNTY GENERAL FUND			
Total Unrestricted Revenue	0.00%	\$ 2,068,072.88	\$ -
9216 OTC - Sales Tax	0.00%	\$ -	\$ -
Restricted - Sales Tax Interest	90.00%	\$ -	
Total Miscellaneous County General		\$ 2,068,072.88	\$ -
Ad Valorem Tax		\$ -	\$ -
Grand Total of All Revenues		\$ 2,068,072.88	\$ -
Surplus Cash from Schedule 3		\$ 5,600,439.34	\$ 5,600,439.34
Total Budget for General Fund		\$ 7,668,512.22	\$ 7,668,512.22

COUNTY GENERAL COVERING THE PERIOD 7/1/2021 TO 6/30/2022
ESTIMATE OF NEEDS FOR 2022-2023

EXHIBIT A

Schedule 5: County General Fund Balance Sheet of Current and All Prior Years		
CURRENT AND ALL PRIOR YEARS	2021-22	PRE-2021
Cash Balance Reported to Excise Board June 30, 2021	\$ -	\$ 5,772,828.17
Opening Balance from Prior Year	\$ 5,278,645.11	\$ 5,278,645.11
Cash Fund Balance Transferred Out	\$ -	\$ 54,178.46
Cash Fund Balance Transferred In	\$ 54,601.49	\$ -
Adjusted Cash Balance	\$ 5,333,246.60	\$ 440,004.60
Ad Valorem Tax Apportioned	\$ 7,784,653.21	\$ -
Miscellaneous Revenue (Schedule 4)	\$ 2,297,858.76	\$ -
Cash Fund Balance Forward From Preceding Year	\$ -	\$ -
Prior Expenditures Recovered	\$ -	\$ -
TOTAL RECEIPTS	\$ 10,082,511.97	\$ -
TOTAL RECEIPTS AND BALANCE	\$ 15,415,758.57	\$ 440,004.60
Warrants of Year in Caption	\$ 9,373,000.40	\$ 440,004.60
Interest Paid Thereon	\$ -	\$ -
TOTAL DISBURSEMENTS	\$ 9,373,000.40	\$ 440,004.60
CASH BALANCE AND INVESTMENTS JUNE 30, 2022	\$ 6,042,758.17	\$ -
Reserve for Warrants Outstanding	\$ 90,020.43	\$ -
Reserve for Interest on Warrants	\$ -	\$ -
Reserves From Schedule 8	\$ 352,298.40	\$ -
TOTAL LIABILITIES AND RESERVE	\$ 442,318.83	\$ -
DEFICIT:	\$ -	\$ -
CASH BALANCE FORWARD TO NEXT YEAR	\$ 5,600,439.34	\$ -

Schedule 6: County General Fund Warrant Account of Current and All Prior Years			
CURRENT AND ALL PRIOR YEARS	2021-22	PRE-2021	Total
Warrants Outstanding June 30 of Year in Caption	\$ -	\$ 113,416.33	\$ 113,416.33
Warrants Registered During Year	\$ 9,463,020.83	\$ 326,863.87	\$ 9,789,884.70
TOTAL	\$ 9,463,020.83	\$ 440,280.20	\$ 9,903,301.03
Warrants Paid During Year	\$ 9,373,000.40	\$ 440,004.60	\$ 9,813,005.00
Warrants Converted to Bonds or Judgements	\$ -	\$ -	\$ -
Warrants Cancelled	\$ -	\$ 275.60	\$ 275.60
Warrants Estopped by Statute	\$ -	\$ -	\$ -
TOTAL WARRANTS RETIRED	\$ 9,373,000.40	\$ 440,280.20	\$ 9,813,280.60
TOTAL WARRANTS OUTSTANDING JUNE 30, 2022	\$ 90,020.43	\$ -	\$ 90,020.43

Schedule 7: 2021 Ad Valorem Tax Account			
2021 Net Valuation Cert. To County Excise Board	\$ 782,988,509.00	10.230 Mills	Amount
Total Proceeds of Levy as Certified			\$ 8,009,972.45
Additions:			\$ -
Deductions:			\$ -
Gross Balance Tax			\$ 8,009,972.45
Less Reserve for Delinquent Tax		Prior Year Percent for Delinquency 10%	\$ 728,179.31
Reserve for Protest Pending			\$ -
Balance Available Tax			\$ 7,281,793.14
Deduct 2021 Tax Apportioned			\$ 7,314,156.18
Net Balance 2021 Tax in Process of Collection			\$ -
Excess Collections			\$ 32,363.04

Schedule 9: County General Fund Summary of Expenses				
Total for Expenses	Net Appropriations July 1, 2022	Warrants Issued	Reserves	Approved by County Excise Board
1100 Total Salaries	\$ 4,672,028.21	\$ 4,580,408.91	\$ -	\$ 4,889,613.07
1200 Fringe Benefits	\$ 2,027,757.31	\$ 1,926,363.79	\$ 12,437.27	\$ 2,118,318.12
1300 Travel Related	\$ 82,475.20	\$ 79,276.03	\$ 1,450.00	\$ 98,500.00
2000 Total Maintenance & Operations	\$ 2,516,717.35	\$ 2,237,265.98	\$ 215,131.10	\$ 2,655,636.07
4100 Total Machinery & Equipment, Capital Outlay	\$ 569,515.66	\$ 53,723.51	\$ 99,280.03	\$ 46,559.00

COUNTY GENERAL COVERING THE PERIOD 7/1/2021 TO 6/30/2022
ESTIMATE OF NEEDS FOR 2022-2023

EXHIBIT A

Schedule 8: Report Of Prior Year's Expenditures				
DEPARTMENTS OF GOVERNMENT APPROPRIATED ACCOUNTS	FISCAL YEAR ENDING JUNE 30, 2021			FY ENDING JUNE, 30 2022
	Reserves 6-30-2021	Warrants Since Issued	Balance Lapsed Appropriations	Original Appropriations
Dept: 0100, District Attorney				
2020 Professional Services	\$ -	\$ -	\$ -	\$ 25,000.00
Total for District Attorney	\$ -	\$ -	\$ -	\$ 25,000.00
Dept: 0400, Sheriff				
1110 Full time salaries	\$ -	\$ -	\$ -	\$ 1,494,856.46
1210 FICA	\$ -	\$ -	\$ -	\$ 672,595.41
2005 Maintenance & Operation	\$ 2,355.38	\$ 2,355.38	\$ -	\$ 39,000.00
4110 Capital Outlay	\$ -	\$ -	\$ -	\$ 100.00
Total for Sheriff	\$ 2,355.38	\$ 2,355.38	\$ -	\$ 2,206,551.87
Dept: 0600, Treasurer				
1110 Full time salaries	\$ -	\$ -	\$ -	\$ 205,087.48
1210 FICA	\$ -	\$ -	\$ -	\$ 86,136.74
1310 Travel	\$ -	\$ -	\$ -	\$ 6,000.00
2005 Maintenance & Operation	\$ 2,881.00	\$ 2,905.40	\$ (24.40)	\$ 31,664.00
2022 Banking Fees	\$ -	\$ -	\$ -	\$ 5,000.00
4110 Capital Outlay	\$ -	\$ -	\$ -	\$ 100.00
Total for Treasurer	\$ 2,881.00	\$ 2,905.40	\$ (24.40)	\$ 333,988.22
Dept: 0800, Commissioners				
1110 Full time salaries	\$ -	\$ -	\$ -	\$ 278,515.44
1210 FICA	\$ 177.14	\$ 177.14	\$ -	\$ 203,366.18
1310 Travel	\$ -	\$ -	\$ -	\$ 25,200.00
4110 Capital Outlay	\$ -	\$ -	\$ -	\$ 100.00
Total for Commissioners	\$ 177.14	\$ 177.14	\$ -	\$ 507,181.62
Dept: 0900, OSU Extension				
1110 Full time salaries	\$ -	\$ -	\$ -	\$ 120,000.00
1310 Travel	\$ 2,450.00	\$ 2,249.01	\$ 200.99	\$ 17,000.00
2005 Maintenance & Operation	\$ 19,254.12	\$ 18,506.75	\$ 747.37	\$ 17,000.00
4110 Capital Outlay	\$ 3,951.99	\$ 3,951.99	\$ -	\$ 100.00
Total for OSU Extension	\$ 25,656.11	\$ 24,707.75	\$ 948.36	\$ 154,100.00
Dept: 1000, County Clerk				
1110 Full time salaries	\$ -	\$ -	\$ -	\$ 461,784.94
1210 FICA	\$ 1,052.82	\$ 1,052.82	\$ -	\$ 193,949.67
1310 Travel	\$ -	\$ -	\$ -	\$ 5,600.00
2005 Maintenance & Operation	\$ 490.00	\$ 490.00	\$ -	\$ 5,000.00
4110 Capital Outlay	\$ -	\$ -	\$ -	\$ 1,000.00
Total for County Clerk	\$ 1,542.82	\$ 1,542.82	\$ -	\$ 667,334.61
Dept: 1400, Court Clerk				
1110 Full time salaries	\$ -	\$ -	\$ -	\$ 587,707.50
1210 FICA	\$ 1,159.85	\$ 1,159.85	\$ -	\$ 258,591.30
1310 Travel	\$ -	\$ -	\$ -	\$ 6,000.00
Total for Court Clerk	\$ 1,159.85	\$ 1,159.85	\$ -	\$ 852,298.80
Dept: 1600, Assessor				
1110 Full time salaries	\$ -	\$ -	\$ -	\$ 285,080.50
1210 FICA	\$ 531.34	\$ 531.34	\$ -	\$ 119,733.81
1310 Travel	\$ -	\$ -	\$ -	\$ 13,200.00
2005 Maintenance & Operation	\$ -	\$ -	\$ -	\$ 7,900.00
4110 Capital Outlay	\$ -	\$ -	\$ -	\$ 100.00
Total for Assessor	\$ 531.34	\$ 531.34	\$ -	\$ 426,014.31

COUNTY GENERAL COVERING THE PERIOD 7/1/2021 TO 6/30/2022
ESTIMATE OF NEEDS FOR 2022-2023

EXHIBIT A

Schedule 8: Report Of Prior Year's Expenditures							
FISCAL YEAR ENDING JUNE 30, 2022					FISCAL YEAR 2022-2023		
Supplemental Adjustments	Net Amount of Appropriations	Warrants Issued	Reserves	Lapsed Balance Known to be Unencumbered	Needs as Estimated by Governing Board	Approved by County Excise Board	
Dept: 0100, District Attorney							
\$ -	\$ 25,000.00	\$ 25,000.00	\$ -	\$ -	\$ 38,000.00	\$ 38,000.00	
\$ -	\$ 25,000.00	\$ 25,000.00	\$ -	\$ -	\$ 38,000.00	\$ 38,000.00	
Dept: 0400, Sheriff							
\$ (2,594.54)	\$ 1,492,261.92	\$ 1,492,261.92	\$ -	\$ -	\$ 1,597,004.32	\$ 1,597,004.32	
\$ (19,485.77)	\$ 653,109.64	\$ 649,588.68	\$ 3,520.96	\$ (0.00)	\$ 702,681.90	\$ 702,681.90	
\$ 22,080.31	\$ 61,080.31	\$ 48,607.18	\$ 12,469.24	\$ 3.89	\$ 39,000.00	\$ 39,000.00	
\$ -	\$ 100.00	\$ -	\$ -	\$ 100.00	\$ 100.00	\$ 100.00	
\$ -	\$ 2,206,551.87	\$ 2,190,457.78	\$ 15,990.20	\$ 103.89	\$ 2,338,786.22	\$ 2,338,786.22	
Dept: 0600, Treasurer							
\$ -	\$ 205,087.48	\$ 203,842.15	\$ -	\$ 1,245.33	\$ 210,712.80	\$ 210,712.80	
\$ -	\$ 86,136.74	\$ 75,915.10	\$ 301.88	\$ 9,919.76	\$ 80,070.86	\$ 80,070.86	
\$ -	\$ 6,000.00	\$ 6,000.00	\$ -	\$ -	\$ 6,000.00	\$ 6,000.00	
\$ -	\$ 31,664.00	\$ 26,929.00	\$ -	\$ 4,735.00	\$ 33,664.00	\$ 33,664.00	
\$ -	\$ 5,000.00	\$ 1,702.40	\$ 110.01	\$ 3,187.59	\$ -	\$ -	
\$ -	\$ 100.00	\$ -	\$ -	\$ 100.00	\$ 100.00	\$ 100.00	
\$ -	\$ 333,988.22	\$ 314,388.65	\$ 411.89	\$ 19,187.68	\$ 330,547.66	\$ 330,547.66	
Dept: 0800, Commissioners							
\$ 6,000.00	\$ 284,515.44	\$ 284,265.56	\$ -	\$ 249.88	\$ 284,878.16	\$ 284,878.16	
\$ (6,000.00)	\$ 197,366.18	\$ 175,945.91	\$ 3,181.66	\$ 18,238.61	\$ 211,102.48	\$ 211,102.48	
\$ -	\$ 25,200.00	\$ 25,200.00	\$ -	\$ -	\$ 25,200.00	\$ 25,200.00	
\$ -	\$ 100.00	\$ -	\$ -	\$ 100.00	\$ 100.00	\$ 100.00	
\$ -	\$ 507,181.62	\$ 485,411.47	\$ 3,181.66	\$ 18,588.49	\$ 521,280.64	\$ 521,280.64	
Dept: 0900, OSU Extension							
\$ (6,300.00)	\$ 113,700.00	\$ 113,636.36	\$ -	\$ 63.64	\$ 120,000.00	\$ 120,000.00	
\$ (1,400.00)	\$ 15,600.00	\$ 14,052.59	\$ 1,400.00	\$ 147.41	\$ 18,000.00	\$ 18,000.00	
\$ (2,100.00)	\$ 14,900.00	\$ 7,539.91	\$ 5,701.39	\$ 1,658.70	\$ 17,000.00	\$ 17,000.00	
\$ 9,800.00	\$ 9,900.00	\$ -	\$ 9,339.78	\$ 560.22	\$ 100.00	\$ 100.00	
\$ -	\$ 154,100.00	\$ 135,228.86	\$ 16,441.17	\$ 2,429.97	\$ 155,100.00	\$ 155,100.00	
Dept: 1000, County Clerk							
\$ (10,000.00)	\$ 451,784.94	\$ 451,415.75	\$ -	\$ 369.19	\$ 450,230.61	\$ 450,230.61	
\$ (4,100.00)	\$ 189,849.67	\$ 188,698.94	\$ 1,013.00	\$ 137.73	\$ 189,201.86	\$ 189,201.86	
\$ 600.00	\$ 6,200.00	\$ 6,000.00	\$ -	\$ 200.00	\$ 6,000.00	\$ 6,000.00	
\$ 3,500.00	\$ 8,500.00	\$ 4,814.64	\$ 3,455.00	\$ 230.36	\$ 5,000.00	\$ 5,000.00	
\$ 10,000.00	\$ 11,000.00	\$ -	\$ 10,340.42	\$ 659.58	\$ 100.00	\$ 100.00	
\$ -	\$ 667,334.61	\$ 650,929.33	\$ 14,808.42	\$ 1,596.86	\$ 650,532.47	\$ 650,532.47	
Dept: 1400, Court Clerk							
\$ -	\$ 587,707.50	\$ 547,865.87	\$ -	\$ 39,841.63	\$ 646,856.52	\$ 646,856.52	
\$ -	\$ 258,591.30	\$ 237,108.90	\$ 1,065.29	\$ 20,417.11	\$ 287,256.87	\$ 287,256.87	
\$ -	\$ 6,000.00	\$ 5,800.00	\$ -	\$ 200.00	\$ 6,000.00	\$ 6,000.00	
\$ -	\$ 852,298.80	\$ 790,774.77	\$ 1,065.29	\$ 60,458.74	\$ 940,113.39	\$ 940,113.39	
Dept: 1600, Assessor							
\$ 9,400.81	\$ 294,481.31	\$ 292,681.31	\$ -	\$ 1,800.00	\$ 287,625.62	\$ 287,625.62	
\$ (6,285.25)	\$ 113,448.56	\$ 111,064.86	\$ 519.46	\$ 1,864.24	\$ 109,297.74	\$ 109,297.74	
\$ (65.56)	\$ 13,134.44	\$ 13,134.44	\$ -	\$ -	\$ 13,200.00	\$ 13,200.00	
\$ (3,050.00)	\$ 4,850.00	\$ 1,397.58	\$ -	\$ 3,452.42	\$ 7,694.00	\$ 7,694.00	
\$ -	\$ 100.00	\$ -	\$ -	\$ 100.00	\$ 100.00	\$ 100.00	
\$ (0.00)	\$ 426,014.31	\$ 418,278.19	\$ 519.46	\$ 7,216.66	\$ 417,917.36	\$ 417,917.36	

COUNTY GENERAL COVERING THE PERIOD 7/1/2021 TO 6/30/2022
ESTIMATE OF NEEDS FOR 2022-2023

EXHIBIT A

Schedule 8: Report Of Prior Year's Expenditures				
DEPARTMENTS OF GOVERNMENT APPROPRIATED ACCOUNTS	FISCAL YEAR ENDING JUNE 30, 2021			FY ENDING JUNE, 30 2022
	Reserves 6-30-2021	Warrants Since Issued	Balance Lapsed Appropriations	Original Appropriations
Dept: 1700, Visual Inspection				
1110 Full time salaries	\$ -	\$ -	\$ -	\$ 445,027.19
1210 FICA	\$ -	\$ -	\$ -	\$ 181,982.56
1310 Travel	\$ 50.00	\$ 2.70	\$ 47.30	\$ 20,000.00
2005 Maintenance & Operation	\$ 11,075.11	\$ 6,909.66	\$ 4,165.45	\$ 50,000.00
2021 Contract Labor	\$ -	\$ -	\$ -	\$ 32,900.00
4110 Capital Outlay	\$ -	\$ -	\$ -	\$ 38,459.00
Total for Visual Inspection	\$ 11,125.11	\$ 6,912.36	\$ 4,212.75	\$ 768,368.75
Dept: 1800, Juvenile Shelter/Bureau				
1110 Full time salaries	\$ -	\$ -	\$ -	\$ 339,961.16
1210 FICA	\$ -	\$ -	\$ -	\$ 152,982.52
1310 Travel	\$ -	\$ -	\$ -	\$ 2,000.00
2005 Maintenance & Operation	\$ 1,150.55	\$ 897.45	\$ 253.10	\$ 12,901.00
4110 Capital Outlay	\$ -	\$ -	\$ -	\$ 100.00
Total for Juvenile Shelter/Bureau	\$ 1,150.55	\$ 897.45	\$ 253.10	\$ 507,944.68
Dept: 2000, General Government				
1110 Full time salaries	\$ -	\$ -	\$ -	\$ 175,556.60
1210 FICA	\$ 416.85	\$ 416.85	\$ -	\$ 79,000.47
1310 Travel	\$ -	\$ -	\$ -	\$ 100.00
2005 Maintenance & Operation	\$ 60,369.58	\$ 36,237.79	\$ 24,131.79	\$ 1,113,147.36
2999 Contingencies	\$ -	\$ -	\$ -	\$ 2,472,438.25
4110 Capital Outlay	\$ 57,223.50	\$ 57,223.50	\$ -	\$ 460,000.00
Total for General Government	\$ 118,009.93	\$ 93,878.14	\$ 24,131.79	\$ 4,300,242.68
Dept: 2100, Excise Equalization				
1110 Full time salaries	\$ -	\$ -	\$ -	\$ 6,000.00
1210 FICA	\$ -	\$ -	\$ -	\$ 500.00
1310 Travel	\$ 651.27	\$ 651.27	\$ -	\$ 1,500.00
Total for Excise Equalization	\$ 651.27	\$ 651.27	\$ -	\$ 8,000.00
Dept: 2200, Election Board				
1110 Full time salaries	\$ -	\$ -	\$ -	\$ 107,581.70
1130 Part Time salaries	\$ -	\$ -	\$ -	\$ 20,000.00
1210 FICA	\$ 307.89	\$ 307.89	\$ -	\$ 58,590.85
1310 Travel	\$ -	\$ -	\$ -	\$ 500.00
2005 Maintenance & Operation	\$ 1,901.43	\$ 1,901.43	\$ -	\$ 10,000.00
2010 Programs	\$ 9,130.07	\$ 9,130.07	\$ -	\$ 10,500.00
4110 Capital Outlay	\$ -	\$ -	\$ -	\$ 100.00
Total for Election Board	\$ 11,339.39	\$ 11,339.39	\$ -	\$ 207,272.55
Dept: 2700, Emergency Management				
2005 Maintenance & Operation	\$ -	\$ -	\$ -	\$ 139,457.98
Total for Emergency Management	\$ -	\$ -	\$ -	\$ 139,457.98
Dept: 2800, Charity				
2005 Maintenance & Operation	\$ -	\$ -	\$ -	\$ 4,000.00
Total for Charity	\$ -	\$ -	\$ -	\$ 4,000.00
Dept: 3600, E-911				
2005 Maintenance & Operation	\$ 131,685.25	\$ 131,685.25	\$ -	\$ 512,083.02
Total for E-911	\$ 131,685.25	\$ 131,685.25	\$ -	\$ 512,083.02
Dept: 4500, County Audit Budget				
2005 Maintenance & Operation	\$ 72,501.59	\$ 48,120.33	\$ 24,381.26	\$ 78,298.85
Total for County Audit Budget	\$ 72,501.59	\$ 48,120.33	\$ 24,381.26	\$ 78,298.85

COUNTY GENERAL COVERING THE PERIOD 7/1/2021 TO 6/30/2022
ESTIMATE OF NEEDS FOR 2022-2023

EXHIBIT A

Schedule 8: Report Of Prior Year's Expenditures						
FISCAL YEAR ENDING JUNE 30, 2022					FISCAL YEAR 2022-2023	
Supplemental Adjustments	Net Amount of Appropriations	Warrants Issued	Reserves	Lapsed Balance Known to be Unencumbered	Needs as Estimated by Governing Board	Approved by County Excise Board
Dept: 1700, Visual Inspection						
\$ (32,281.55)	\$ 412,745.64	\$ 409,649.59	\$ -	\$ 3,096.05	\$ 435,022.66	\$ 435,022.66
\$ (17,431.40)	\$ 164,551.16	\$ 158,563.71	\$ 1,007.19	\$ 4,980.26	\$ 169,658.84	\$ 169,658.84
\$ (11,759.24)	\$ 8,240.76	\$ 8,044.66	\$ 50.00	\$ 146.10	\$ 20,000.00	\$ 20,000.00
\$ 7,267.19	\$ 57,267.19	\$ 46,089.81	\$ 7,872.90	\$ 3,304.48	\$ 50,000.00	\$ 50,000.00
\$ 6,748.34	\$ 39,648.34	\$ 39,648.34	\$ -	\$ -	\$ 41,890.00	\$ 41,890.00
\$ 47,456.66	\$ 85,915.66	\$ 49,425.52	\$ 34,600.33	\$ 1,889.81	\$ 45,459.00	\$ 45,459.00
\$ -	\$ 768,368.75	\$ 711,421.63	\$ 43,530.42	\$ 13,416.70	\$ 762,030.50	\$ 762,030.50
Dept: 1800, Juvenile Shelter/Bureau						
\$ -	\$ 339,961.16	\$ 312,850.43	\$ -	\$ 27,110.73	\$ 350,122.74	\$ 350,122.74
\$ -	\$ 152,982.52	\$ 141,669.60	\$ 732.28	\$ 10,580.64	\$ 157,555.23	\$ 157,555.23
\$ (2,000.00)	\$ -	\$ -	\$ -	\$ -	\$ 2,000.00	\$ 2,000.00
\$ 2,000.00	\$ 14,901.00	\$ 13,713.78	\$ 948.68	\$ 238.54	\$ 12,901.00	\$ 12,901.00
\$ -	\$ 100.00	\$ -	\$ -	\$ 100.00	\$ 100.00	\$ 100.00
\$ -	\$ 507,944.68	\$ 468,233.81	\$ 1,680.96	\$ 38,029.91	\$ 522,678.97	\$ 522,678.97
Dept: 2000, General Government						
\$ -	\$ 175,556.60	\$ 164,893.19	\$ -	\$ 10,663.41	\$ 184,869.02	\$ 184,869.02
\$ -	\$ 79,000.47	\$ 68,596.75	\$ 373.31	\$ 10,030.41	\$ 77,644.99	\$ 77,644.99
\$ -	\$ 100.00	\$ -	\$ -	\$ 100.00	\$ 100.00	\$ 100.00
\$ 25,000.00	\$ 1,138,147.36	\$ 1,038,269.45	\$ 55,099.30	\$ 44,778.61	\$ 1,079,930.99	\$ 1,079,930.99
\$ (25,000.00)	\$ 2,447,438.25	\$ 335,235.48	\$ 24,000.00	\$ 2,088,202.77	\$ 2,789,742.39	\$ 2,789,742.39
\$ -	\$ 460,000.00	\$ 2,218.00	\$ 44,999.50	\$ 412,782.50	\$ 100.00	\$ 100.00
\$ -	\$ 4,300,242.68	\$ 1,609,212.87	\$ 124,472.11	\$ 2,566,557.70	\$ 4,132,387.39	\$ 4,132,387.39
Dept: 2100, Excise Equalization						
\$ -	\$ 6,000.00	\$ 4,550.00	\$ -	\$ 1,450.00	\$ 6,000.00	\$ 6,000.00
\$ -	\$ 500.00	\$ 376.14	\$ -	\$ 123.86	\$ 500.00	\$ 500.00
\$ -	\$ 1,500.00	\$ 1,044.34	\$ -	\$ 455.66	\$ 1,500.00	\$ 1,500.00
\$ -	\$ 8,000.00	\$ 5,970.48	\$ -	\$ 2,029.52	\$ 8,000.00	\$ 8,000.00
Dept: 2200, Election Board						
\$ -	\$ 107,581.70	\$ 107,581.64	\$ -	\$ 0.06	\$ 107,581.70	\$ 107,581.70
\$ 5,117.36	\$ 25,117.36	\$ 19,721.00	\$ -	\$ 5,396.36	\$ 20,000.00	\$ 20,000.00
\$ 443.00	\$ 59,033.85	\$ 46,682.87	\$ 297.75	\$ 12,053.23	\$ 58,590.85	\$ 58,590.85
\$ -	\$ 500.00	\$ -	\$ -	\$ 500.00	\$ 500.00	\$ 500.00
\$ 2,680.50	\$ 12,680.50	\$ 11,733.08	\$ -	\$ 947.42	\$ 10,000.00	\$ 10,000.00
\$ (2,000.00)	\$ 8,500.00	\$ 663.84	\$ 7,827.74	\$ 8.42	\$ 10,500.00	\$ 10,500.00
\$ -	\$ 100.00	\$ -	\$ -	\$ 100.00	\$ 100.00	\$ 100.00
\$ 6,240.86	\$ 213,513.41	\$ 186,382.43	\$ 8,125.49	\$ 19,005.49	\$ 207,272.55	\$ 207,272.55
Dept: 2700, Emergency Management						
\$ -	\$ 139,457.98	\$ 139,457.98	\$ -	\$ -	\$ 203,575.58	\$ 203,575.58
\$ -	\$ 139,457.98	\$ 139,457.98	\$ -	\$ -	\$ 203,575.58	\$ 203,575.58
Dept: 2800, Charity						
\$ -	\$ 4,000.00	\$ 2,250.00	\$ -	\$ 1,750.00	\$ 4,000.00	\$ 4,000.00
\$ -	\$ 4,000.00	\$ 2,250.00	\$ -	\$ 1,750.00	\$ 4,000.00	\$ 4,000.00
Dept: 3600, E-911						
\$ -	\$ 512,083.02	\$ 466,326.75	\$ 45,756.27	\$ -	\$ 679,405.00	\$ 679,405.00
\$ -	\$ 512,083.02	\$ 466,326.75	\$ 45,756.27	\$ -	\$ 679,405.00	\$ 679,405.00
Dept: 4500, County Audit Budget						
\$ -	\$ 78,298.85	\$ 2,538.08	\$ 75,760.77	\$ -	\$ 77,949.50	\$ 77,949.50
\$ -	\$ 78,298.85	\$ 2,538.08	\$ 75,760.77	\$ -	\$ 77,949.50	\$ 77,949.50

COUNTY GENERAL COVERING THE PERIOD 7/1/2021 TO 6/30/2022
ESTIMATE OF NEEDS FOR 2022-2023

EXHIBIT A

Schedule 8: Report Of Prior Year's Expenditures				
DEPARTMENTS OF GOVERNMENT APPROPRIATED ACCOUNTS	FISCAL YEAR ENDING JUNE 30, 2021			FY ENDING JUNE, 30 2022
	Reserves 6-30-2021	Warrants Since Issued	Balance Lapsed Appropriations	Original Appropriations
Dept: 4700, Free Fair Budget				
2005 Maintenance & Operation	\$ -	\$ -	\$ -	\$ 255,826.00
2015 Premiums & Awards	\$ -	\$ -	\$ -	\$ 68,300.00
4110 Capital Outlay	\$ -	\$ -	\$ -	\$ 2,000.00
Total for Free Fair Budget	\$ -	\$ -	\$ -	\$ 326,126.00
Dept: 4900, Library Budget				
6810 Miscellaneous	\$ -	\$ -	\$ -	\$ 55,000.00
Total for Library Budget	\$ -	\$ -	\$ -	\$ 55,000.00
Dept: 5100, County Hospital				
6310 Other County Agencies	\$ -	\$ -	\$ -	\$ 195,747.13
Total for County Hospital	\$ -	\$ -	\$ -	\$ 195,747.13
Dept: 7000,				
1110 Full time salaries	\$ -	\$ -	\$ -	\$ 171,527.16
1210 FICA	\$ -	\$ -	\$ -	\$ 77,187.22
2005 Maintenance & Operation	\$ -	\$ -	\$ -	\$ 36,612.80
4110 Capital Outlay	\$ -	\$ -	\$ -	\$ 100.00
Total for	\$ -	\$ -	\$ -	\$ 285,427.18
COUNTY GENERAL FUND ACCOUNT				
Sub-Total of Expenditures	\$ 380,766.73	\$ 326,863.87	\$ 53,902.86	\$ 12,560,438.25
SUBJECT TO WARRANT ISSUE				
Total Provision for Interest on Warrants	\$ -	\$ -	\$ -	\$ -
TOTAL UNRESTRICTED EXPENSES FOR THE COUNTY GENERAL FUND				
	\$ 380,766.73	\$ 326,863.87	\$ 53,902.86	\$ 12,560,438.25

COUNTY GENERAL COVERING THE PERIOD 7/1/2021 TO 6/30/2022
ESTIMATE OF NEEDS FOR 2022-2023

EXHIBIT A

Schedule 8: Report Of Prior Year's Expenditures						
FISCAL YEAR ENDING JUNE 30, 2022					FISCAL YEAR 2022-2023	
Supplemental Adjustments	Net Amount of Appropriations	Warrants Issued	Reserves	Lapsed Balance Known to be Unencumbered	Needs as Estimated by Governing Board	Approved by County Excise Board
Dept: 4700, Free Fair Budget						
\$ -	\$ 255,826.00	\$ 255,826.00	\$ -	\$ -	\$ 255,826.00	\$ 255,826.00
\$ -	\$ 68,300.00	\$ 68,300.00	\$ -	\$ -	\$ 68,300.00	\$ 68,300.00
\$ -	\$ 2,000.00	\$ 2,000.00	\$ -	\$ -	\$ 100.00	\$ 100.00
\$ -	\$ 326,126.00	\$ 326,126.00	\$ -	\$ -	\$ 324,226.00	\$ 324,226.00
Dept: 4900, Library Budget						
\$ -	\$ 55,000.00	\$ 55,000.00	\$ -	\$ -	\$ 55,000.00	\$ 55,000.00
\$ -	\$ 55,000.00	\$ 55,000.00	\$ -	\$ -	\$ 55,000.00	\$ 55,000.00
Dept: 5100, County Hospital						
\$ -	\$ 195,747.13	\$ 195,747.13	\$ -	\$ -	\$ 194,873.74	\$ 194,873.74
\$ -	\$ 195,747.13	\$ 195,747.13	\$ -	\$ -	\$ 194,873.74	\$ 194,873.74
Dept: 7000,						
\$ 4,000.00	\$ 175,527.16	\$ 175,194.14	\$ -	\$ 333.02	\$ 188,708.92	\$ 188,708.92
\$ (4,000.00)	\$ 73,187.22	\$ 72,152.33	\$ 424.49	\$ 610.40	\$ 74,756.50	\$ 74,756.50
\$ -	\$ 36,612.80	\$ 36,458.16	\$ 129.80	\$ 24.84	\$ 21,000.00	\$ 21,000.00
\$ -	\$ 100.00	\$ 79.99	\$ -	\$ 20.01	\$ 100.00	\$ 100.00
\$ -	\$ 285,427.18	\$ 283,884.62	\$ 554.29	\$ 988.27	\$ 284,565.42	\$ 284,565.42
COUNTY GENERAL FUND ACCOUNT						
\$ 6,240.86	\$ 12,566,679.11	\$ 9,463,020.83	\$ 352,298.40	\$ 2,751,359.88	\$ 12,848,242.39	\$ 12,848,242.39
SUBJECT TO WARRANT ISSUE						
\$ -	\$ -	\$ -	\$ -	\$ -	\$ 1,500.00	\$ 1,500.00
TOTAL UNRESTRICTED EXPENSES FOR THE COUNTY GENERAL FUND						
\$ 6,240.86	\$ 12,566,679.11	\$ 9,463,020.83	\$ 352,298.40	\$ 2,751,359.88	\$ 12,849,742.39	\$ 12,849,742.39

ESTIMATE OF NEEDS FOR THE 2022-2023 FISCAL YEAR	Estimate of Needs by Governing Board	Approved by County Excise Board
PURPOSE:		
Total of Unrestricted Expenses for the County General, Schedule 8	\$ 12,849,742.39	\$ 12,849,742.39
Total of Restricted Sales Tax Expenses for the County General, Schedule 8A	\$ -	\$ -
Pro rata share of County Assessor's Budget as determined by County Excise Board	\$ -	\$ -
GRAND TOTAL - County General Fund	\$ 12,849,742.39	\$ 12,849,742.39

COUNTY HIGHWAY UNRESTRICTED COVERING THE PERIOD 7/1/2021 TO 6/30/2022
ESTIMATE OF NEEDS FOR 2022-2023

EXHIBIT D

Schedule 1, Current Balance Sheet - June 30, 2022		Amount
ASSETS:		
Cash Balance June 30, 2022	\$	2,933,586.18
Investments	\$	-
TOTAL ASSETS	\$	2,933,586.18
LIABILITIES AND RESERVES:		
Warrants Outstanding	\$	40,858.24
Reserve for Interest on Warrants	\$	-
Reserves From Schedule 8	\$	417,508.56
TOTAL LIABILITIES AND RESERVES	\$	458,366.80
CASH FUND BALANCE JUNE 30, 2022	\$	2,475,219.38
TOTAL LIABILITIES, RESERVES AND CASH FUND BALANCE	\$	2,933,586.18

Schedule 2, Revenue and Requirements for 2021-2022		
	Detail	Total
REVENUE:		
Adjusted Cash Balance June 30, 2021	\$ 2,040,522.32	
Cash Fund Balance Transferred From Prior Years	\$ 126,974.86	
Miscellaneous Revenue Apportioned	\$ 6,059,196.89	
TOTAL REVENUE		\$ 8,226,694.07
REQUIREMENTS:		
Claims Paid by Warrants Issued	\$ 5,333,966.13	
Reserves From Schedule 8	\$ 417,508.56	
Interest Paid on Warrants	\$ -	
Reserve for Interest on Warrants	\$ -	
TOTAL REQUIREMENTS		\$ 5,751,474.69
ADD: CASH FUND BALANCE AS PER BALANCE SHEET JUNE 30, 2022		\$ 2,475,219.38
TOTAL REQUIREMENTS AND CASH FUND BALANCE		\$ 8,226,694.07

COUNTY HIGHWAY UNRESTRICTED COVERING THE PERIOD 7/1/2021 TO 6/30/2022
ESTIMATE OF NEEDS FOR 2022-2023

EXHIBIT D

Schedule 4: Revenue	2020-2021 Account		2021-2022 Account	
SOURCE	Actually Collected	Amount Estimated	Actually Collected	Over (Under)
9100, Local Revenues				
9110 Donations	\$ 54,007.39	\$ -	\$ 134,002.18	\$ 134,002.18
9111 Enterprise Revenue	\$ 24,315.08	\$ -	\$ -	\$ -
Total for Local Revenues	\$ 78,322.47	\$ -	\$ 134,002.18	\$ 134,002.18
9200, State Revenues				
9210 OTC - Diesel	\$ 550,707.22	\$ -	\$ 707,510.33	\$ 707,510.33
9212 OTC - Gasoline tax	\$ 1,635,413.32	\$ -	\$ 1,749,031.56	\$ 1,749,031.56
9213 OTC - Gross Production	\$ 11,314.29	\$ -	\$ 25,579.78	\$ 25,579.78
9215 OTC - Motor Vehicle	\$ 1,039,290.46	\$ -	\$ 1,129,788.23	\$ 1,129,788.23
9218 OTC - Special	\$ 233.17	\$ -	\$ 267.99	\$ 267.99
9228 OTC Forfeiture-Gasoline	\$ 5,421.44	\$ -	\$ 219.83	\$ 219.83
9232 OTC-Motor Vehicle CRIR	\$ 561,992.78	\$ -	\$ 616,596.54	\$ 616,596.54
9233 OTC-Motor Vehicle CRF	\$ 371,790.35	\$ -	\$ 404,164.58	\$ 404,164.58
9241 OTC- Motor Vehicle CIRB	\$ 713,813.32	\$ -	\$ 542,187.42	\$ 542,187.42
Total for State Revenues	\$ 4,889,976.35	\$ -	\$ 5,175,346.26	\$ 5,175,346.26
9300, Federal Revenues				
9305 Federal Emergency Management Assistance	\$ -	\$ -	\$ 236,657.50	\$ 236,657.50
9326	\$ -	\$ -	\$ 50,930.36	\$ 50,930.36
Total for Federal Revenues	\$ -	\$ -	\$ 287,587.86	\$ 287,587.86
9400, Miscellaneous Revenues				
9403 Insurance Proceeds	\$ 82,829.26	\$ -	\$ 9,051.86	\$ 9,051.86
9406 Recoveries	\$ 586.64	\$ -	\$ 102,782.24	\$ 102,782.24
9407 Reimbursements of Expenditures	\$ 13,604.20	\$ -	\$ 38,548.31	\$ 38,548.31
9411 Sale of County Owned Assets	\$ 14,710.00	\$ -	\$ 48,404.21	\$ 48,404.21
9415 Miscellaneous	\$ 12,021.31	\$ -	\$ 263,473.97	\$ 263,473.97
Total for Miscellaneous Revenues	\$ 123,751.41	\$ -	\$ 462,260.59	\$ 462,260.59
TOTAL REVENUES FOR THE COUNTY HIGHWAY UNRESTRICTED FUND				
Total Unrestricted Revenue	\$ 5,092,050.23	\$ -	\$ 6,059,196.89	\$ 6,059,196.89
9216 OTC - Sales Tax	\$ -	\$ -	\$ -	\$ -
Restricted - Sales Tax Interest	\$ -	\$ -	\$ -	\$ -
Total Miscellaneous County Highway Unrestricted	\$ 5,092,050.23	\$ -	\$ 6,059,196.89	\$ 6,059,196.89
Grand Total of All Revenues	\$ 5,092,050.23	\$ -	\$ 6,059,196.89	\$ 6,059,196.89

COUNTY HIGHWAY UNRESTRICTED COVERING THE PERIOD 7/1/2021 TO 6/30/2022
ESTIMATE OF NEEDS FOR 2022-2023

EXHIBIT D

Schedule 4: Revenue SOURCE	Basis & Limit of Ensuing Estimate	2022-2023 Account	
		Estimated by Governing Board	Approved by Excise Board
9100, Local Revenues			
9110 Donations	0.00%	\$ -	\$ -
9111 Enterprise Revenue	0.00%	\$ -	\$ -
Total for Local Revenues		\$ -	\$ -
9200, State Revenues			
9210 OTC - Diesel	0.00%	\$ -	\$ -
9212 OTC - Gasoline tax	0.00%	\$ -	\$ -
9213 OTC - Gross Production	0.00%	\$ -	\$ -
9215 OTC - Motor Vehicle	0.00%	\$ -	\$ -
9218 OTC - Special	0.00%	\$ -	\$ -
9228 OTC Forfeiture-Gasoline	0.00%	\$ -	\$ -
9232 OTC-Motor Vehicle CRIR	0.00%	\$ -	\$ -
9233 OTC-Motor Vehicle CRF	0.00%	\$ -	\$ -
9241 OTC- Motor Vehicle CIRB	0.00%	\$ -	\$ -
Total for State Revenues		\$ -	\$ -
9300, Federal Revenues			
9305 Federal Emergency Management Assistance	0.00%	\$ -	\$ -
9326	0.00%	\$ -	\$ -
Total for Federal Revenues		\$ -	\$ -
9400, Miscellaneous Revenues			
9403 Insurance Proceeds	0.00%	\$ -	\$ -
9406 Recoveries	0.00%	\$ -	\$ -
9407 Reimbursements of Expenditures	0.00%	\$ -	\$ -
9411 Sale of County Owned Assets	0.00%	\$ -	\$ -
9415 Miscellaneous	0.00%	\$ -	\$ -
Total for Miscellaneous Revenues		\$ -	\$ -
TOTAL REVENUES FOR THE COUNTY HIGHWAY UNRESTRICTED FUND			
Total Unrestricted Revenue	0.00%	\$ -	\$ -
9216 OTC - Sales Tax	0.00%	\$ -	\$ -
Restricted - Sales Tax Interest	0.00%	\$ -	\$ -
Total Miscellaneous County Highway Unrestricted		\$ -	\$ -
Grand Total of All Revenues		\$ -	\$ -

COUNTY HIGHWAY UNRESTRICTED COVERING THE PERIOD 7/1/2021 TO 6/30/2022
ESTIMATE OF NEEDS FOR 2022-2023

EXHIBIT D

Schedule 5: County Highway Unrestricted Fund Balance Sheet of Current and All Prior Years		
CURRENT AND ALL PRIOR YEARS	2021-22	PRE-2021
Cash Balance Reported to Excise Board June 30, 2021	\$ -	\$ 2,386,771.39
Opening Balance from Prior Year	\$ 2,040,522.32	\$ 2,040,522.32
Cash Fund Balance Transferred Out	\$ -	\$ -
Cash Fund Balance Transferred In	\$ -	\$ -
Adjusted Cash Balance	\$ 2,040,522.32	\$ 346,249.07
Sources of Revenue		
9100 Local Revenues	\$ 134,002.18	\$ -
9200 State Revenues	\$ 5,175,346.26	\$ -
9300 Federal Revenues	\$ 287,587.86	\$ -
9400 Miscellaneous Revenues	\$ 462,260.59	\$ -
9500 Special Assessments	\$ -	\$ -
All Other Revenues (Schedule 4)	\$ -	\$ -
Cash Fund Balance Forward From Preceding Year	\$ 126,974.86	\$ -
Prior Expenditures Recovered	\$ -	\$ -
TOTAL RECEIPTS	\$ 6,186,171.75	\$ -
TOTAL RECEIPTS AND BALANCE	\$ 8,226,694.07	\$ 346,249.07
Warrants of Year in Caption	\$ 5,293,107.89	\$ 219,274.21
Interest Paid Thereon	\$ -	\$ -
TOTAL DISBURSEMENTS	\$ 5,293,107.89	\$ 219,274.21
CASH BALANCE AND INVESTMENTS JUNE 30, 2022	\$ 2,933,586.18	\$ 126,974.86
Reserve for Warrants Outstanding	\$ 40,858.24	\$ -
Reserve for Interest on Warrants	\$ -	\$ -
Reserves From Schedule 8	\$ 417,508.56	\$ -
TOTAL LIABILITIES AND RESERVE	\$ 458,366.80	\$ -
DEFICIT:	\$ -	\$ -
CASH BALANCE FORWARD TO NEXT YEAR	\$ 2,475,219.38	\$ 126,974.86

Schedule 6: County Highway Unrestricted Fund Warrant Account of Current and All Prior Years			
CURRENT AND ALL PRIOR YEARS	2021-22	PRE-2021	Total
Warrants Outstanding June 30 of Year in Caption	\$ -	\$ 33,490.41	\$ 33,490.41
Warrants Registered During Year	\$ 5,333,966.13	\$ 185,783.80	\$ 5,519,749.93
TOTAL	\$ 5,333,966.13	\$ 219,274.21	\$ 5,553,240.34
Warrants Paid During Year	\$ 5,293,107.89	\$ 219,274.21	\$ 5,512,382.10
Warrants Converted to Bonds or Judgements	\$ -	\$ -	\$ -
Warrants Cancelled	\$ -	\$ -	\$ -
Warrants Estopped by Statute	\$ -	\$ -	\$ -
TOTAL WARRANTS RETIRED	\$ 5,293,107.89	\$ 219,274.21	\$ 5,512,382.10
TOTAL WARRANTS OUTSTANDING JUNE 30, 2022	\$ 40,858.24	\$ -	\$ 40,858.24

Schedule 9: County Highway Unrestricted Fund Summary of Expenses				
Total for Expenses	Net Appropriations July 1, 2022	Warrants Issued	Reserves	Approved by County Excise Board
1100 Total Salaries	\$ 2,321,900.04	\$ 1,904,064.37	\$ -	\$ -
1200 Fringe Benefits	\$ 985,759.98	\$ 818,006.26	\$ 4,329.35	\$ -
1300 Travel Related	\$ 6,913.97	\$ 2,403.19	\$ 250.00	\$ -
2000 Total Maintenance & Operations	\$ 3,214,235.42	\$ 1,809,446.95	\$ 326,590.25	\$ -
4100 Total Machinery & Equipment, Capital Outlay	\$ 1,063,209.58	\$ 800,045.36	\$ 86,338.96	\$ -

COUNTY HIGHWAY UNRESTRICTED COVERING THE PERIOD 7/1/2021 TO 6/30/2022
ESTIMATE OF NEEDS FOR 2022-2023

EXHIBIT D

Schedule 8: Report Of Prior Year's Expenditures				
DEPARTMENTS OF GOVERNMENT APPROPRIATED ACCOUNTS	FISCAL YEAR ENDING JUNE 30, 2021			FY ENDING JUNE, 30 2022
	Reserves 6-30-2021	Warrants Since Issued	Balance Lapsed Appropriations	Original Appropriations
Dept: 4100, Highway District 1				
1110 Full time salaries	\$ -	\$ -	\$ -	\$ -
1210 FICA	\$ 2,384.96	\$ 2,384.96	\$ -	\$ -
1310 Travel	\$ 200.00	\$ 108.48	\$ 91.52	\$ -
2005 Maintenance & Operation	\$ 139,754.82	\$ 58,532.79	\$ 81,222.03	\$ -
4110 Capital Outlay	\$ -	\$ -	\$ -	\$ -
4130 Lease/Rentals	\$ -	\$ -	\$ -	\$ -
Total for Highway District 1	\$ 142,339.78	\$ 61,026.23	\$ 81,313.55	\$ -
Dept: 4300, Highway District 3				
1110 Full time salaries	\$ -	\$ -	\$ -	\$ -
1210 FICA	\$ 2,141.32	\$ 2,141.32	\$ -	\$ -
1310 Travel	\$ 50.00	\$ 19.90	\$ 30.10	\$ -
2005 Maintenance & Operation	\$ 39,397.27	\$ 37,056.88	\$ 2,340.39	\$ -
4110 Capital Outlay	\$ 2,000.00	\$ 2,000.00	\$ -	\$ -
4130 Lease/Rentals	\$ 1,926.73	\$ 1,926.73	\$ -	\$ -
Total for Highway District 3	\$ 45,515.32	\$ 43,144.83	\$ 2,370.49	\$ -
Dept: 6510, CIRB 2021-1				
2005 Maintenance & Operation	\$ 53,171.51	\$ 48,159.49	\$ 5,012.02	\$ -
Total for CIRB 2021-1	\$ 53,171.51	\$ 48,159.49	\$ 5,012.02	\$ -
Dept: 6530, CIRB 2021-3				
2005 Maintenance & Operation	\$ 71,732.05	\$ 33,453.25	\$ 38,278.80	\$ -
Total for CIRB 2021-3	\$ 71,732.05	\$ 33,453.25	\$ 38,278.80	\$ -
COUNTY HIGHWAY UNRESTRICTED FUND ACCOUNT				
Sub-Total of Expenditures	\$ 312,758.66	\$ 185,783.80	\$ 126,974.86	\$ -
SUBJECT TO WARRANT ISSUE				
Total Provision for Interest on Warrants	\$ -	\$ -	\$ -	\$ -
TOTAL UNRESTRICTED EXPENSES FOR THE COUNTY HIGHWAY UNRESTRICTED FUND				
	\$ 312,758.66	\$ 185,783.80	\$ 126,974.86	\$ -

COUNTY HIGHWAY UNRESTRICTED COVERING THE PERIOD 7/1/2021 TO 6/30/2022
ESTIMATE OF NEEDS FOR 2022-2023

EXHIBIT D

Schedule 8: Report Of Prior Year's Expenditures						
FISCAL YEAR ENDING JUNE 30, 2022					FISCAL YEAR 2022-2023	
Supplemental Adjustments	Net Amount of Appropriations	Warrants Issued	Reserves	Lapsed Balance Known to be Unencumbered	Needs as Estimated by Governing Board	Approved by County Excise Board
Dept: 4100, Highway District 1						
\$ 1,140,936.38	\$ 1,140,936.38	\$ 992,829.47	\$ -	\$ 148,106.91	\$ -	\$ -
\$ 462,171.36	\$ 462,171.36	\$ 417,378.50	\$ 2,252.73	\$ 42,540.13	\$ -	\$ -
\$ 3,177.77	\$ 3,177.77	\$ 1,594.03	\$ 200.00	\$ 1,383.74	\$ -	\$ -
\$ 1,218,961.19	\$ 1,218,961.19	\$ 848,299.26	\$ 183,323.06	\$ 187,338.87	\$ -	\$ -
\$ 176,058.76	\$ 176,058.76	\$ 60,755.39	\$ 79,767.00	\$ 35,536.37	\$ -	\$ -
\$ 358,170.63	\$ 358,170.63	\$ 308,046.64	\$ -	\$ 50,123.99	\$ -	\$ -
\$ 3,359,476.09	\$ 3,359,476.09	\$ 2,628,903.29	\$ 265,542.79	\$ 465,030.01	\$ -	\$ -
Dept: 4300, Highway District 3						
\$ 1,180,963.66	\$ 1,180,963.66	\$ 911,234.90	\$ -	\$ 269,728.76	\$ -	\$ -
\$ 523,588.62	\$ 523,588.62	\$ 400,627.76	\$ 2,076.62	\$ 120,884.24	\$ -	\$ -
\$ 3,736.20	\$ 3,736.20	\$ 809.16	\$ 50.00	\$ 2,877.04	\$ -	\$ -
\$ 1,296,397.71	\$ 1,296,397.71	\$ 393,826.04	\$ 61,942.35	\$ 840,629.32	\$ -	\$ -
\$ 152,179.64	\$ 152,179.64	\$ 113,188.11	\$ 6,571.96	\$ 32,419.57	\$ -	\$ -
\$ 376,800.55	\$ 376,800.55	\$ 318,055.22	\$ -	\$ 58,745.33	\$ -	\$ -
\$ 3,533,666.38	\$ 3,533,666.38	\$ 2,137,741.19	\$ 70,640.93	\$ 1,325,284.26	\$ -	\$ -
Dept: 6510, CIRB 2021-1						
\$ 349,845.84	\$ 349,845.84	\$ 293,163.70	\$ 43,352.14	\$ 13,330.00	\$ -	\$ -
\$ 349,845.84	\$ 349,845.84	\$ 293,163.70	\$ 43,352.14	\$ 13,330.00	\$ -	\$ -
Dept: 6530, CIRB 2021-3						
\$ 349,030.68	\$ 349,030.68	\$ 274,157.95	\$ 37,972.70	\$ 36,900.03	\$ -	\$ -
\$ 349,030.68	\$ 349,030.68	\$ 274,157.95	\$ 37,972.70	\$ 36,900.03	\$ -	\$ -
COUNTY HIGHWAY UNRESTRICTED FUND ACCOUNT						
\$ 7,592,018.99	\$ 7,592,018.99	\$ 5,333,966.13	\$ 417,508.56	\$ 1,840,544.30	\$ -	\$ -
SUBJECT TO WARRANT ISSUE						
\$ -	\$ -	\$ -	\$ -	\$ -	\$ -	\$ -
TOTAL UNRESTRICTED EXPENSES FOR THE COUNTY HIGHWAY UNRESTRICTED FUND						
\$ 7,592,018.99	\$ 7,592,018.99	\$ 5,333,966.13	\$ 417,508.56	\$ 1,840,544.30	\$ -	\$ -

ESTIMATE OF NEEDS FOR THE 2022-2023 FISCAL YEAR	Estimate of Needs by Governing Board	Approved by County Excise Board
PURPOSE:		
Total of Unrestricted Expenses for the County Highway Unrestricted, Schedule 8	\$ -	\$ -
Total of Restricted Sales Tax Expenses for the County Highway Unrestricted, Schedule 8A	\$ -	\$ -
GRAND TOTAL - County Highway Unrestricted Fund	\$ -	\$ -

HEALTH COVERING THE PERIOD 7/1/2021 TO 6/30/2022
ESTIMATE OF NEEDS FOR 2022-2023

EXHIBIT E

Schedule 1, Current Balance Sheet - June 30, 2022		Amount
ASSETS:		
Cash Balance June 30, 2022	\$	3,360,602.47
Investments	\$	-
TOTAL ASSETS	\$	3,360,602.47
LIABILITIES AND RESERVES:		
Warrants Outstanding	\$	94,892.41
Reserve for Interest on Warrants	\$	-
Reserves From Schedule 8	\$	576,367.50
TOTAL LIABILITIES AND RESERVES	\$	671,259.91
CASH FUND BALANCE JUNE 30, 2022	\$	2,689,342.56
TOTAL LIABILITIES, RESERVES AND CASH FUND BALANCE	\$	3,360,602.47

Schedule 2, Revenue and Requirements for 2021-2022		
	Detail	Total
REVENUE:		
Adjusted Cash Balance June 30, 2021	\$ 2,321,225.08	
Cash Fund Balance Transferred From Prior Years	\$ 218,326.79	
All Ad Valorem Tax Apportioned	\$ 1,948,065.73	
Miscellaneous Revenue Apportioned	\$ 152,500.44	
TOTAL REVENUE		\$ 4,640,118.04
REQUIREMENTS:		
Claims Paid by Warrants Issued	\$ 1,374,407.98	
Reserves From Schedule 8	\$ 576,367.50	
Interest Paid on Warrants	\$ -	
Reserve for Interest on Warrants	\$ -	
TOTAL REQUIREMENTS		\$ 1,950,775.48
ADD: CASH FUND BALANCE AS PER BALANCE SHEET JUNE 30, 2022		\$ 2,689,342.56
TOTAL REQUIREMENTS AND CASH FUND BALANCE		\$ 4,640,118.04

Schedule 3, Cash Fund Balance Analysis - June 30, 2022		Amount
ADDITIONS:		
Miscellaneous Revenue Collected in Excess with Transfer Adjustments	\$	152,500.44
Warrants Estopped, Cancelled or Converted	\$	-
Fiscal Year 2021-2022 Lapsed Appropriations	\$	2,344,334.77
Fiscal Year 2020-2021 Lapsed Appropriations	\$	218,326.79
Ad Valorem Tax Collections in Excess of Estimate	\$	125,837.93
TOTAL ADDITIONS	\$	2,840,999.93
DEDUCTIONS:		
Supplemental Appropriations	\$	151,657.37
Current Tax in Process of Collection	\$	-
TOTAL DEDUCTIONS	\$	151,657.37
Cash Fund Balance as per Balance Sheet June 30, 2022	\$	2,689,342.56

HEALTH COVERING THE PERIOD 7/1/2021 TO 6/30/2022
ESTIMATE OF NEEDS FOR 2022-2023

EXHIBIT E

Schedule 4: Revenue	2020-2021 Account		2021-2022 Account		
SOURCE	Actually Collected	Amount Estimated	Actually Collected	Over (Under)	
Ad Valorem Taxes					
9001 Current Tax	\$ 1,781,687.81	\$ 1,822,227.80	\$ 1,830,326.57	\$ 8,098.77	
9002 Prior Year	\$ 82,858.77		\$ 79,756.87	\$ 79,756.87	
9003 Back Year	\$ 44,426.93		\$ 37,982.29	\$ 37,982.29	
Ad Valorem Tax Total	\$ 1,908,973.51	\$ 1,822,227.80	\$ 1,948,065.73	\$ 125,837.93	
9100, Local Revenues					
9115 Health Fees	\$ 50,135.64	\$ -	\$ 151,657.37	\$ 151,657.37	
Total for Local Revenues	\$ 50,135.64	\$ -	\$ 151,657.37	\$ 151,657.37	
9200, State Revenues					
9221 Payment In lieu of Taxes	\$ 839.66	\$ -	\$ 843.07	\$ 843.07	
Total for State Revenues	\$ 839.66	\$ -	\$ 843.07	\$ 843.07	
TOTAL REVENUES FOR THE HEALTH FUND					
Total Unrestricted Revenue	\$ 50,975.30	\$ -	\$ 152,500.44	\$ 152,500.44	
9216 OTC - Sales Tax	\$ -	\$ -	\$ -	\$ -	
Restricted - Sales Tax Interest	\$ -	\$ -	\$ -	\$ -	
Total Miscellaneous Health	\$ 50,975.30	\$ -	\$ 152,500.44	\$ 152,500.44	
Ad Valorem Tax	\$ 1,908,973.51	\$ 1,822,227.80	\$ 1,948,065.73	\$ 125,837.93	
Grand Total of All Revenues	\$ 1,959,948.81	\$ 1,822,227.80	\$ 2,100,566.17	\$ 278,338.37	

HEALTH COVERING THE PERIOD 7/1/2021 TO 6/30/2022
ESTIMATE OF NEEDS FOR 2022-2023

EXHIBIT E

Schedule 4: Revenue		Basis & Limit of Ensuing Estimate	2022-2023 Account	
SOURCE			Estimated by Governing Board	Approved by Excise Board
Ad Valorem Taxes				
9001 Current Tax		0.00%	\$ -	\$ -
9002 Prior Year				
9003 Back Year				
Ad Valorem Tax Total			\$ -	\$ -
9100, Local Revenues				
9115 Health Fees		90.00%	\$ 136,491.63	
Total for Local Revenues			\$ 136,491.63	\$ -
9200, State Revenues				
9221 Payment In lieu of Taxes		90.00%	\$ 758.76	
Total for State Revenues			\$ 758.76	\$ -
TOTAL REVENUES FOR THE HEALTH FUND				
Total Unrestricted Revenue		0.00%	\$ 137,250.40	\$ -
9216 OTC - Sales Tax		0.00%	\$ -	\$ -
Restricted - Sales Tax Interest		90.00%	\$ -	
Total Miscellaneous Health			\$ 137,250.40	\$ -
Ad Valorem Tax			\$ -	\$ -
Grand Total of All Revenues			\$ 137,250.40	\$ -
Surplus Cash from Schedule 3			\$ 2,689,342.56	\$ 2,689,342.56
Total Budget for Health Fund			\$ 2,826,592.96	\$ 2,826,592.96

HEALTH COVERING THE PERIOD 7/1/2021 TO 6/30/2022
ESTIMATE OF NEEDS FOR 2022-2023

EXHIBIT E

Schedule 5: Health Fund Balance Sheet of Current and All Prior Years		
CURRENT AND ALL PRIOR YEARS	2021-22	PRE-2021
Cash Balance Reported to Excise Board June 30, 2021	\$ -	\$ 3,060,987.89
Opening Balance from Prior Year	\$ 2,321,225.08	\$ 2,321,225.08
Cash Fund Balance Transferred Out	\$ -	\$ -
Cash Fund Balance Transferred In	\$ -	\$ -
Adjusted Cash Balance	\$ 2,321,225.08	\$ 739,762.81
Ad Valorem Tax Apportioned	\$ 1,948,065.73	\$ -
Miscellaneous Revenue (Schedule 4)	\$ 152,500.44	\$ -
Cash Fund Balance Forward From Preceding Year	\$ 218,326.79	\$ -
Prior Expenditures Recovered	\$ -	\$ -
TOTAL RECEIPTS	\$ 2,318,892.96	\$ -
TOTAL RECEIPTS AND BALANCE	\$ 4,640,118.04	\$ 739,762.81
Warrants of Year in Caption	\$ 1,279,515.57	\$ 521,436.02
Interest Paid Thereon	\$ -	\$ -
TOTAL DISBURSEMENTS	\$ 1,279,515.57	\$ 521,436.02
CASH BALANCE AND INVESTMENTS JUNE 30, 2022	\$ 3,360,602.47	\$ 218,326.79
Reserve for Warrants Outstanding	\$ 94,892.41	\$ -
Reserve for Interest on Warrants	\$ -	\$ -
Reserves From Schedule 8	\$ 576,367.50	\$ -
TOTAL LIABILITIES AND RESERVE	\$ 671,259.91	\$ -
DEFICIT:	\$ -	\$ -
CASH BALANCE FORWARD TO NEXT YEAR	\$ 2,689,342.56	\$ 218,326.79

Schedule 6: Health Fund Warrant Account of Current and All Prior Years			
CURRENT AND ALL PRIOR YEARS	2021-22	PRE-2021	Total
Warrants Outstanding June 30 of Year in Caption	\$ -	\$ 5,720.24	\$ 5,720.24
Warrants Registered During Year	\$ 1,374,407.98	\$ 515,715.78	\$ 1,890,123.76
TOTAL	\$ 1,374,407.98	\$ 521,436.02	\$ 1,895,844.00
Warrants Paid During Year	\$ 1,279,515.57	\$ 521,436.02	\$ 1,800,951.59
Warrants Converted to Bonds or Judgements	\$ -	\$ -	\$ -
Warrants Cancelled	\$ -	\$ -	\$ -
Warrants Estopped by Statute	\$ -	\$ -	\$ -
TOTAL WARRANTS RETIRED	\$ 1,279,515.57	\$ 521,436.02	\$ 1,800,951.59
TOTAL WARRANTS OUTSTANDING JUNE 30, 2022	\$ 94,892.41	\$ -	\$ 94,892.41

Schedule 7: 2021 Ad Valorem Tax Account			
2021 Net Valuation Cert. To County Excise Board	\$ 782,988,509.00	2.560 Mills	Amount
Total Proceeds of Levy as Certified			\$ 2,004,450.58
Additions:			\$ -
Deductions:			\$ -
Gross Balance Tax			\$ 2,004,450.58
Less Reserve for Delinquent Tax		Prior Year Percent for Delinquency 10%	\$ 182,222.78
Reserve for Protest Pending			\$ -
Balance Available Tax			\$ 1,822,227.80
Deduct 2021 Tax Apportioned			\$ 1,830,326.57
Net Balance 2021 Tax in Process of Collection			\$ -
Excess Collections			\$ 8,098.77

Schedule 9: Health Fund Summary of Expenses				
Total for Expenses	Net Appropriations July 1, 2022	Warrants Issued	Reserves	Approved by County Excise Board
1100 Total Salaries	\$ 2,500,000.00	\$ 895,402.12	\$ 450,000.00	\$ 2,100,000.00
1200 Fringe Benefits	\$ -	\$ -	\$ -	\$ -
1300 Travel Related	\$ 30,000.00	\$ 11,913.90	\$ -	\$ 25,000.00
2000 Total Maintenance & Operations	\$ 1,448,885.17	\$ 457,310.76	\$ 123,367.50	\$ 1,175,000.00
4100 Total Machinery & Equipment, Capital Outlay	\$ 316,225.08	\$ 9,781.20	\$ 3,000.00	\$ 1,203,439.91

HEALTH COVERING THE PERIOD 7/1/2021 TO 6/30/2022
ESTIMATE OF NEEDS FOR 2022-2023

EXHIBIT E

Schedule 8: Report Of Prior Year's Expenditures				
DEPARTMENTS OF GOVERNMENT APPROPRIATED ACCOUNTS	FISCAL YEAR ENDING JUNE 30, 2021			FY ENDING JUNE, 30 2022
	Reserves 6-30-2021	Warrants Since Issued	Balance Lapsed Appropriations	Original Appropriations
Dept: 5000, Public Health				
1110 Full time salaries	\$ 649,108.00	\$ 487,475.60	\$ 161,632.40	\$ 2,500,000.00
1310 Travel	\$ 966.42	\$ 49.28	\$ 917.14	\$ 30,000.00
2005 Maintenance & Operation	\$ 61,518.65	\$ 16,403.15	\$ 45,115.50	\$ 1,022,227.80
2021 Contract Labor	\$ 22,449.50	\$ 11,787.75	\$ 10,661.75	\$ 275,000.00
4110 Capital Outlay	\$ -	\$ -	\$ -	\$ 316,225.08
Total for Public Health	\$ 734,042.57	\$ 515,715.78	\$ 218,326.79	\$ 4,143,452.88
HEALTH FUND ACCOUNT				
Sub-Total of Expenditures	\$ 734,042.57	\$ 515,715.78	\$ 218,326.79	\$ 4,143,452.88
SUBJECT TO WARRANT ISSUE				
Total Provision for Interest on Warrants	\$ -	\$ -	\$ -	\$ -
TOTAL UNRESTRICTED EXPENSES FOR THE HEALTH FUND				
	\$ 734,042.57	\$ 515,715.78	\$ 218,326.79	\$ 4,143,452.88

HEALTH COVERING THE PERIOD 7/1/2021 TO 6/30/2022
ESTIMATE OF NEEDS FOR 2022-2023

EXHIBIT E

Schedule 8: Report Of Prior Year's Expenditures						
FISCAL YEAR ENDING JUNE 30, 2022					FISCAL YEAR 2022-2023	
Supplemental Adjustments	Net Amount of Appropriations	Warrants Issued	Reserves	Lapsed Balance Known to be Unencumbered	Needs as Estimated by Governing Board	Approved by County Excise Board
Dept: 5000, Public Health						
\$ -	\$ 2,500,000.00	\$ 895,402.12	\$ 450,000.00	\$ 1,154,597.88	\$ 2,100,000.00	\$ 2,100,000.00
-	\$ 30,000.00	\$ 11,913.90	-	\$ 18,086.10	\$ 25,000.00	\$ 25,000.00
\$ 151,657.37	\$ 1,173,885.17	\$ 319,754.76	\$ 100,601.50	\$ 753,528.91	\$ 900,000.00	\$ 900,000.00
-	\$ 275,000.00	\$ 137,556.00	\$ 22,766.00	\$ 114,678.00	\$ 275,000.00	\$ 275,000.00
-	\$ 316,225.08	\$ 9,781.20	\$ 3,000.00	\$ 303,443.88	\$ 1,203,439.91	\$ 1,203,439.91
\$ 151,657.37	\$ 4,295,110.25	\$ 1,374,407.98	\$ 576,367.50	\$ 2,344,334.77	\$ 4,503,439.91	\$ 4,503,439.91
HEALTH FUND ACCOUNT						
\$ 151,657.37	\$ 4,295,110.25	\$ 1,374,407.98	\$ 576,367.50	\$ 2,344,334.77	\$ 4,503,439.91	\$ 4,503,439.91
SUBJECT TO WARRANT ISSUE						
-	-	-	-	-	-	-
TOTAL UNRESTRICTED EXPENSES FOR THE HEALTH FUND						
\$ 151,657.37	\$ 4,295,110.25	\$ 1,374,407.98	\$ 576,367.50	\$ 2,344,334.77	\$ 4,503,439.91	\$ 4,503,439.91

ESTIMATE OF NEEDS FOR THE 2022-2023 FISCAL YEAR	Estimate of Needs by Governing Board	Approved by County Excise Board
PURPOSE:		
Total of Unrestricted Expenses for the Health, Schedule 8	\$ 4,503,439.91	\$ 4,503,439.91
Total of Restricted Sales Tax Expenses for the Health, Schedule 8A	-	-
Pro rata share of County Assessor's Budget as determined by County Excise Board	-	-
GRAND TOTAL - Health Fund	\$ 4,503,439.91	\$ 4,503,439.91

TOTAL OF SPECIAL REVENUE FUNDS COVERING THE PERIOD JULY 1, 2021 TO JUNE 30, 2022
ESTIMATE OF NEEDS FOR 2022-2023

EXHIBIT "I" TOTALS

Schedule 1: Current Balance Sheet - June 30, 2022	
ASSETS:	
Cash Balances	\$ 16,846,414.35
Investments	\$ -
TOTAL ASSETS	\$ 16,846,414.35
LIABILITIES AND RESERVES:	
Warrants Outstanding	\$ 55,309.78
Reserve for Interest on Warrants	\$ -
Reserves From Schedule 3	\$ 1,848,398.55
TOTAL LIABILITIES AND RESERVES	\$ 1,903,708.33
CASH FUND BALANCE JUNE 30, 2022	\$ 14,942,706.02
TOTAL LIABILITIES, RESERVES AND CASH FUND BALANCE	\$ 16,846,414.35

Schedule 5: Special Revenue Funds Balance Sheet of Current and All Prior Years		
CURRENT AND ALL PRIOR YEARS	2021-22	PRE-2021
Cash Balance Reported to Excise Board June 30, 2021	\$ -	\$ 18,727,477.48
Opening Balance from Prior Year	\$ 18,569,903.37	\$ 18,569,903.37
Cash Fund Balance Transferred Out	\$ 32,691.83	\$ -
Cash Fund Balance Transferred In	\$ 3,242.48	\$ 420.00
Adjusted Cash Balance	\$ 18,540,454.02	\$ 157,994.11
Ad Valorem Tax Apportioned To Year In Caption	\$ 800,231.24	\$ -
Sources of Revenue		
9000 Interest, Mortgage Tax	\$ 43,607.14	\$ 31,922.28
9100 Local Revenues	\$ 1,430,466.14	\$ 1,376,117.46
9200 State Revenues	\$ 2,100,301.50	\$ 1,592,550.43
9300 Federal Revenues	\$ 30,000.00	\$ 13,163,026.09
9400 Miscellaneous Revenues	\$ 1,318,716.30	\$ 240,006.28
9500 Special Assessments	\$ 48,888.74	\$ 79,732.16
9600 Other Revenues	\$ -	\$ -
9700 School Revenues	\$ -	\$ -
All Other Non-Tax Revenues	\$ -	\$ -
Sales Tax and Sales Tax Interest	\$ -	\$ -
Cash Fund Balance Forward From Preceding Year	\$ 23,735.46	\$ -
Prior Expenditures Recovered	\$ -	\$ -
TOTAL RECEIPTS	\$ 5,795,946.52	\$ -
TOTAL RECEIPTS AND BALANCE	\$ 24,336,400.54	\$ 157,994.11
Warrants of Year in Caption	\$ 7,489,986.19	\$ 129,611.62
Interest Paid Thereon	\$ -	\$ -
TOTAL DISBURSEMENTS	\$ 7,489,986.19	\$ 129,611.62
CASH BALANCE JUNE 30, 2022	\$ 16,846,414.35	\$ 28,382.49
Reserve for Warrants Outstanding	\$ 55,309.78	\$ 4,647.03
Reserve for Interest on Warrants	\$ -	\$ -
Reserves From Schedule 8	\$ 1,848,398.55	\$ -
TOTAL LIABILITES AND RESERVE	\$ 1,903,708.33	\$ 4,647.03
DEFICIT:	\$ (36,188.63)	\$ -
CASH BALANCE FORWARD TO NEXT YEAR	\$ 14,978,894.65	\$ 23,735.46

Schedule 9: Special Revenue Funds Summary of Expenses				
Total for Expenses	Net Appropriations July 1, 2022	Warrants Issued	Reserves	Approved by County Excise Board
1100 Total Salaries	\$ 2,434,839.48	\$ 2,434,839.74	\$ 148,234.74	\$ -
1200 Fringe Benefits	\$ 979,821.36	\$ 864,161.64	\$ 69,303.53	\$ -
1300 Travel Related	\$ 74,374.78	\$ 18,404.81	\$ 3,083.45	\$ -
2005 Total Maintenance & Operations	\$ 14,953,815.85	\$ 3,078,007.92	\$ 1,399,879.01	\$ -
4110 Machinery & Equipment, Capital Outlay	\$ 1,532,085.55	\$ 33,469.82	\$ 65,408.24	\$ -
All Other Expenses	\$ 3,655,125.83	\$ 1,116,412.04	\$ 162,489.58	\$ -
TOTAL EXPENDITURES 2021-22 FISCAL YEAR	\$ 24,008,855.85	\$ 7,545,295.97	\$ 1,848,398.55	\$ -

COUNTY BRIDGE AND ROAD IMPROVEMENT COVERING THE PERIOD 7/1/2021 TO 6/30/2022
ESTIMATE OF NEEDS FOR 2022-2023

I-1103

COUNTY BRIDGE AND ROAD IMPROVEMENT

Schedule 1: Current Balance Sheet - June 30, 2022	
ASSETS:	
Cash Balances	\$ 1,917,106.85
Investments	\$ -
TOTAL ASSETS	\$ 1,917,106.85
LIABILITIES AND RESERVES:	
Warrants Outstanding	\$ -
Reserve for Interest on Warrants	\$ -
Reserves From Schedule 3	\$ 285,953.75
TOTAL LIABILITIES AND RESERVES	\$ 285,953.75
CASH FUND BALANCE JUNE 30, 2022	\$ 1,631,153.10
TOTAL LIABILITIES, RESERVES AND CASH FUND BALANCE	\$ 1,917,106.85

Schedule 5: County Bridge And Road Improvement Fund Balance Sheet of Current and All Prior Years		
CURRENT AND ALL PRIOR YEARS	2021-22	PRE-2021
Cash Balance Reported to Excise Board June 30, 2021	\$ -	\$ 2,059,438.21
Opening Balance from Prior Year	\$ 2,017,378.96	\$ 2,017,378.96
Cash Fund Balance Transferred Out	\$ 274.00	\$ -
Cash Fund Balance Transferred In	\$ -	\$ 274.00
Adjusted Cash Balance	\$ 2,017,104.96	\$ 42,333.25
Ad Valorem Tax Apportioned To Year In Caption	\$ -	\$ -
Sources of Revenue		
9000 Interest, Mortgage Tax	\$ -	\$ -
9100 Local Revenues	\$ -	\$ 575.84
9200 State Revenues	\$ 743,686.61	\$ 451,089.17
9300 Federal Revenues	\$ -	\$ -
9400 Miscellaneous Revenues	\$ 891,689.59	\$ 121,307.27
9500 Special Assessments	\$ -	\$ -
9600 Other Revenues	\$ -	\$ -
9700 School Revenues	\$ -	\$ -
All Other Non-Tax Revenues	\$ -	\$ -
Sales Tax and Sales Tax Interest	\$ -	\$ -
Cash Fund Balance Forward From Preceding Year	\$ -	\$ -
Prior Expenditures Recovered	\$ -	\$ -
TOTAL RECEIPTS	\$ 1,635,376.20	\$ -
TOTAL RECEIPTS AND BALANCE	\$ 3,652,481.16	\$ 42,333.25
Warrants of Year in Caption	\$ 1,735,374.31	\$ 42,333.25
Interest Paid Thereon	\$ -	\$ -
TOTAL DISBURSEMENTS	\$ 1,735,374.31	\$ 42,333.25
CASH BALANCE JUNE 30, 2022	\$ 1,917,106.85	\$ -
Reserve for Warrants Outstanding	\$ -	\$ -
Reserve for Interest on Warrants	\$ -	\$ -
Reserves From Schedule 8	\$ 285,953.75	\$ -
TOTAL LIABILITES AND RESERVE	\$ 285,953.75	\$ -
DEFICIT:	\$ -	\$ -
CASH BALANCE FORWARD TO NEXT YEAR	\$ 1,631,153.10	\$ -

Schedule 9: County Bridge And Road Improvement Fund Summary of Expenses				
Total for Expenses	Net Appropriations July 1, 2022	Warrants Issued	Reserves	Approved by County Excise Board
1100 Total Salaries	\$ -	\$ -	\$ -	\$ -
1200 Fringe Benefits	\$ -	\$ -	\$ -	\$ -
1300 Travel Related	\$ -	\$ -	\$ -	\$ -
2000 Total Maintenance & Operations	\$ 2,096,195.26	\$ 843,684.82	\$ 159,652.80	\$ -
4100 Total Machinery & Equipment, Capital Outlay	\$ -	\$ -	\$ -	\$ -
All Other Expenses	\$ 1,471,689.49	\$ 891,689.49	\$ 126,300.95	\$ -
TOTAL EXPENDITURES 2021-22 FISCAL YEAR	\$ 3,567,884.75	\$ 1,735,374.31	\$ 285,953.75	\$ -

911 PHONE FEES COVERING THE PERIOD 7/1/2021 TO 6/30/2022
ESTIMATE OF NEEDS FOR 2022-2023

I-1201

911 PHONE FEES

Schedule 1: Current Balance Sheet - June 30, 2022	
ASSETS:	
Cash Balances	\$ 119,338.23
Investments	\$ -
TOTAL ASSETS	\$ 119,338.23
LIABILITIES AND RESERVES:	
Warrants Outstanding	\$ -
Reserve for Interest on Warrants	\$ -
Reserves From Schedule 3	\$ -
TOTAL LIABILITIES AND RESERVES	\$ -
CASH FUND BALANCE JUNE 30, 2022	\$ 119,338.23
TOTAL LIABILITIES, RESERVES AND CASH FUND BALANCE	\$ 119,338.23

Schedule 5: 911 Phone Fees Fund Balance Sheet of Current and All Prior Years		
CURRENT AND ALL PRIOR YEARS	2021-22	PRE-2021
Cash Balance Reported to Excise Board June 30, 2021	\$ -	\$ 74,268.85
Opening Balance from Prior Year	\$ 74,268.85	\$ 74,268.85
Cash Fund Balance Transferred Out	\$ -	\$ -
Cash Fund Balance Transferred In	\$ -	\$ -
Adjusted Cash Balance	\$ 74,268.85	\$ -
Ad Valorem Tax Apportioned To Year In Caption	\$ -	\$ -
Sources of Revenue		
9000 Interest, Mortgage Tax	\$ -	\$ -
9100 Local Revenues	\$ 45,069.38	\$ 50,610.13
9200 State Revenues	\$ -	\$ -
9300 Federal Revenues	\$ -	\$ -
9400 Miscellaneous Revenues	\$ -	\$ -
9500 Special Assessments	\$ -	\$ -
9600 Other Revenues	\$ -	\$ -
9700 School Revenues	\$ -	\$ -
All Other Non-Tax Revenues	\$ -	\$ -
Sales Tax and Sales Tax Interest	\$ -	\$ -
Cash Fund Balance Forward From Preceding Year	\$ -	\$ -
Prior Expenditures Recovered	\$ -	\$ -
TOTAL RECEIPTS	\$ 45,069.38	\$ -
TOTAL RECEIPTS AND BALANCE	\$ 119,338.23	\$ -
Warrants of Year in Caption	\$ -	\$ -
Interest Paid Thereon	\$ -	\$ -
TOTAL DISBURSEMENTS	\$ -	\$ -
CASH BALANCE JUNE 30, 2022	\$ 119,338.23	\$ -
Reserve for Warrants Outstanding	\$ -	\$ -
Reserve for Interest on Warrants	\$ -	\$ -
Reserves From Schedule 8	\$ -	\$ -
TOTAL LIABILITES AND RESERVE	\$ -	\$ -
DEFICIT:	\$ -	\$ -
CASH BALANCE FORWARD TO NEXT YEAR	\$ 119,338.23	\$ -

Schedule 9: 911 Phone Fees Fund Summary of Expenses				
Total for Expenses	Net Appropriations July 1, 2022	Warrants Issued	Reserves	Approved by County Excise Board
1100 Total Salaries	\$ -	\$ -	\$ -	\$ -
1200 Fringe Benefits	\$ -	\$ -	\$ -	\$ -
1300 Travel Related	\$ -	\$ -	\$ -	\$ -
2000 Total Maintenance & Operations	\$ 115,775.72	\$ -	\$ -	\$ -
4100 Total Machinery & Equipment, Capital Outlay	\$ -	\$ -	\$ -	\$ -
All Other Expenses	\$ -	\$ -	\$ -	\$ -
TOTAL EXPENDITURES 2021-22 FISCAL YEAR	\$ 115,775.72	\$ -	\$ -	\$ -

ASSESSOR REVOLVING FEE COVERING THE PERIOD 7/1/2021 TO 6/30/2022
ESTIMATE OF NEEDS FOR 2022-2023

I-1204

ASSESSOR REVOLVING FEE

Schedule 1: Current Balance Sheet - June 30, 2022	
ASSETS:	
Cash Balances	\$ 23,970.91
Investments	\$ -
TOTAL ASSETS	\$ 23,970.91
LIABILITIES AND RESERVES:	
Warrants Outstanding	\$ -
Reserve for Interest on Warrants	\$ -
Reserves From Schedule 3	\$ -
TOTAL LIABILITIES AND RESERVES	\$ -
CASH FUND BALANCE JUNE 30, 2022	\$ 23,970.91
TOTAL LIABILITIES, RESERVES AND CASH FUND BALANCE	\$ 23,970.91

Schedule 5: Assessor Revolving Fee Fund Balance Sheet of Current and All Prior Years		
CURRENT AND ALL PRIOR YEARS	2021-22	PRE-2021
Cash Balance Reported to Excise Board June 30, 2021	\$ -	\$ 18,784.05
Opening Balance from Prior Year	\$ 18,784.05	\$ 18,784.05
Cash Fund Balance Transferred Out	\$ -	\$ -
Cash Fund Balance Transferred In	\$ -	\$ -
Adjusted Cash Balance	\$ 18,784.05	\$ -
Ad Valorem Tax Apportioned To Year In Caption	\$ -	\$ -
Sources of Revenue		
9000 Interest, Mortgage Tax	\$ 1.86	\$ 4.44
9100 Local Revenues	\$ 5,185.00	\$ 3,784.00
9200 State Revenues	\$ -	\$ -
9300 Federal Revenues	\$ -	\$ -
9400 Miscellaneous Revenues	\$ -	\$ -
9500 Special Assessments	\$ -	\$ -
9600 Other Revenues	\$ -	\$ -
9700 School Revenues	\$ -	\$ -
All Other Non-Tax Revenues	\$ -	\$ -
Sales Tax and Sales Tax Interest	\$ -	\$ -
Cash Fund Balance Forward From Preceding Year	\$ -	\$ -
Prior Expenditures Recovered	\$ -	\$ -
TOTAL RECEIPTS	\$ 5,186.86	\$ -
TOTAL RECEIPTS AND BALANCE	\$ 23,970.91	\$ -
Warrants of Year in Caption	\$ -	\$ -
Interest Paid Thereon	\$ -	\$ -
TOTAL DISBURSEMENTS	\$ -	\$ -
CASH BALANCE JUNE 30, 2022	\$ 23,970.91	\$ -
Reserve for Warrants Outstanding	\$ -	\$ -
Reserve for Interest on Warrants	\$ -	\$ -
Reserves From Schedule 8	\$ -	\$ -
TOTAL LIABILITES AND RESERVE	\$ -	\$ -
DEFICIT:	\$ -	\$ -
CASH BALANCE FORWARD TO NEXT YEAR	\$ 23,970.91	\$ -

Schedule 9: Assessor Revolving Fee Fund Summary of Expenses				
Total for Expenses	Net Appropriations July 1, 2022	Warrants Issued	Reserves	Approved by County Excise Board
1100 Total Salaries	\$ -	\$ -	\$ -	\$ -
1200 Fringe Benefits	\$ -	\$ -	\$ -	\$ -
1300 Travel Related	\$ -	\$ -	\$ -	\$ -
2000 Total Maintenance & Operations	\$ 22,911.60	\$ -	\$ -	\$ -
4100 Total Machinery & Equipment, Capital Outlay	\$ 439.31	\$ -	\$ -	\$ -
All Other Expenses	\$ -	\$ -	\$ -	\$ -
TOTAL EXPENDITURES 2021-22 FISCAL YEAR	\$ 23,350.91	\$ -	\$ -	\$ -

COUNTY CLERK LIEN FEE COVERING THE PERIOD 7/1/2021 TO 6/30/2022
ESTIMATE OF NEEDS FOR 2022-2023

I-1208

COUNTY CLERK LIEN FEE

Schedule 1: Current Balance Sheet - June 30, 2022	
ASSETS:	
Cash Balances	\$ 102,888.38
Investments	\$ -
TOTAL ASSETS	\$ 102,888.38
LIABILITIES AND RESERVES:	
Warrants Outstanding	\$ -
Reserve for Interest on Warrants	\$ -
Reserves From Schedule 3	\$ -
TOTAL LIABILITIES AND RESERVES	\$ -
CASH FUND BALANCE JUNE 30, 2022	\$ 102,888.38
TOTAL LIABILITIES, RESERVES AND CASH FUND BALANCE	\$ 102,888.38

Schedule 5: County Clerk Lien Fee Fund Balance Sheet of Current and All Prior Years		
CURRENT AND ALL PRIOR YEARS	2021-22	PRE-2021
Cash Balance Reported to Excise Board June 30, 2021	\$ -	\$ 64,145.11
Opening Balance from Prior Year	\$ 64,145.11	\$ 64,145.11
Cash Fund Balance Transferred Out	\$ -	\$ -
Cash Fund Balance Transferred In	\$ -	\$ -
Adjusted Cash Balance	\$ 64,145.11	\$ -
Ad Valorem Tax Apportioned To Year In Caption	\$ -	\$ -
Sources of Revenue		
9000 Interest, Mortgage Tax	\$ -	\$ -
9100 Local Revenues	\$ 39,624.80	\$ 28,982.77
9200 State Revenues	\$ -	\$ -
9300 Federal Revenues	\$ -	\$ -
9400 Miscellaneous Revenues	\$ -	\$ -
9500 Special Assessments	\$ -	\$ -
9600 Other Revenues	\$ -	\$ -
9700 School Revenues	\$ -	\$ -
All Other Non-Tax Revenues	\$ -	\$ -
Sales Tax and Sales Tax Interest	\$ -	\$ -
Cash Fund Balance Forward From Preceding Year	\$ -	\$ -
Prior Expenditures Recovered	\$ -	\$ -
TOTAL RECEIPTS	\$ 39,624.80	\$ -
TOTAL RECEIPTS AND BALANCE	\$ 103,769.91	\$ -
Warrants of Year in Caption	\$ 881.53	\$ -
Interest Paid Thereon	\$ -	\$ -
TOTAL DISBURSEMENTS	\$ 881.53	\$ -
CASH BALANCE JUNE 30, 2022	\$ 102,888.38	\$ -
Reserve for Warrants Outstanding	\$ -	\$ -
Reserve for Interest on Warrants	\$ -	\$ -
Reserves From Schedule 8	\$ -	\$ -
TOTAL LIABILITES AND RESERVE	\$ -	\$ -
DEFICIT:	\$ -	\$ -
CASH BALANCE FORWARD TO NEXT YEAR	\$ 102,888.38	\$ -

Schedule 9: County Clerk Lien Fee Fund Summary of Expenses				
Total for Expenses	Net Appropriations July 1, 2022	Warrants Issued	Reserves	Approved by County Excise Board
1100 Total Salaries	\$ -	\$ -	\$ -	\$ -
1200 Fringe Benefits	\$ -	\$ -	\$ -	\$ -
1300 Travel Related	\$ 12,595.48	\$ 881.53	\$ -	\$ -
2000 Total Maintenance & Operations	\$ 66,084.23	\$ -	\$ -	\$ -
4100 Total Machinery & Equipment, Capital Outlay	\$ 23,798.15	\$ -	\$ -	\$ -
All Other Expenses	\$ -	\$ -	\$ -	\$ -
TOTAL EXPENDITURES 2021-22 FISCAL YEAR	\$ 102,477.86	\$ 881.53	\$ -	\$ -

I-1209

COUNTY CLERK RECORDS MANAGEMENT AND PRESERVATION

Schedule 1: Current Balance Sheet - June 30, 2022

ASSETS:	
Cash Balances	\$ 367,370.23
Investments	\$ -
TOTAL ASSETS	\$ 367,370.23
LIABILITIES AND RESERVES:	
Warrants Outstanding	\$ 2,001.79
Reserve for Interest on Warrants	\$ -
Reserves From Schedule 3	\$ 64,261.22
TOTAL LIABILITIES AND RESERVES	\$ 66,263.01
CASH FUND BALANCE JUNE 30, 2022	\$ 301,107.22
TOTAL LIABILITIES, RESERVES AND CASH FUND BALANCE	\$ 367,370.23

Schedule 5: County Clerk Records Management And Preservation Fund Balance Sheet of Current and All Prior Years

CURRENT AND ALL PRIOR YEARS	2021-22	PRE-2021
Cash Balance Reported to Excise Board June 30, 2021	\$ -	\$ 260,271.94
Opening Balance from Prior Year	\$ 239,932.67	\$ 239,932.67
Cash Fund Balance Transferred Out	\$ -	\$ -
Cash Fund Balance Transferred In	\$ 2,705.96	\$ -
Adjusted Cash Balance	\$ 242,638.63	\$ 20,339.27
Ad Valorem Tax Apportioned To Year In Caption	\$ -	\$ -
Sources of Revenue		
9000 Interest, Mortgage Tax	\$ -	\$ -
9100 Local Revenues	\$ 242,130.00	\$ 197,990.00
9200 State Revenues	\$ -	\$ -
9300 Federal Revenues	\$ -	\$ -
9400 Miscellaneous Revenues	\$ -	\$ -
9500 Special Assessments	\$ -	\$ -
9600 Other Revenues	\$ -	\$ -
9700 School Revenues	\$ -	\$ -
All Other Non-Tax Revenues	\$ -	\$ -
Sales Tax and Sales Tax Interest	\$ -	\$ -
Cash Fund Balance Forward From Preceding Year	\$ -	\$ -
Prior Expenditures Recovered	\$ -	\$ -
TOTAL RECEIPTS	\$ 242,130.00	\$ -
TOTAL RECEIPTS AND BALANCE	\$ 484,768.63	\$ 20,339.27
Warrants of Year in Caption	\$ 117,398.40	\$ 20,339.27
Interest Paid Thereon	\$ -	\$ -
TOTAL DISBURSEMENTS	\$ 117,398.40	\$ 20,339.27
CASH BALANCE JUNE 30, 2022	\$ 367,370.23	\$ -
Reserve for Warrants Outstanding	\$ 2,001.79	\$ -
Reserve for Interest on Warrants	\$ -	\$ -
Reserves From Schedule 8	\$ 64,261.22	\$ -
TOTAL LIABILITES AND RESERVE	\$ 66,263.01	\$ -
DEFICIT:	\$ -	\$ -
CASH BALANCE FORWARD TO NEXT YEAR	\$ 301,107.22	\$ -

Schedule 9: County Clerk Records Management And Preservation Fund Summary of Expenses

Total for Expenses	Net Appropriations July 1, 2022	Warrants Issued	Reserves	Approved by County Excise Board
1100 Total Salaries	\$ 101,328.57	\$ 36,451.36	\$ -	\$ -
1200 Fringe Benefits	\$ 46,956.26	\$ 13,004.61	\$ -	\$ -
1300 Travel Related	\$ -	\$ -	\$ -	\$ -
2000 Total Maintenance & Operations	\$ 199,086.47	\$ 68,165.98	\$ 15,300.24	\$ -
4100 Total Machinery & Equipment, Capital Outlay	\$ 117,107.33	\$ 1,778.24	\$ 48,960.98	\$ -
All Other Expenses	\$ -	\$ -	\$ -	\$ -
TOTAL EXPENDITURES 2021-22 FISCAL YEAR	\$ 464,478.63	\$ 119,400.19	\$ 64,261.22	\$ -

COURT CLERK PAYROLL COVERING THE PERIOD 7/1/2021 TO 6/30/2022
ESTIMATE OF NEEDS FOR 2022-2023

I-1211

COURT CLERK PAYROLL

Schedule 1: Current Balance Sheet - June 30, 2022	
ASSETS:	
Cash Balances	\$ 36,301.19
Investments	\$ -
TOTAL ASSETS	\$ 36,301.19
LIABILITIES AND RESERVES:	
Warrants Outstanding	\$ 4,646.61
Reserve for Interest on Warrants	\$ -
Reserves From Schedule 3	\$ -
TOTAL LIABILITIES AND RESERVES	\$ 4,646.61
CASH FUND BALANCE JUNE 30, 2022	\$ 31,654.58
TOTAL LIABILITIES, RESERVES AND CASH FUND BALANCE	\$ 36,301.19

Schedule 5: Court Clerk Payroll Fund Balance Sheet of Current and All Prior Years		
CURRENT AND ALL PRIOR YEARS	2021-22	PRE-2021
Cash Balance Reported to Excise Board June 30, 2021	\$ -	\$ 10,720.75
Opening Balance from Prior Year	\$ 6,073.72	\$ 6,073.72
Cash Fund Balance Transferred Out	\$ -	\$ -
Cash Fund Balance Transferred In	\$ -	\$ -
Adjusted Cash Balance	\$ 6,073.72	\$ 4,647.03
Ad Valorem Tax Apportioned To Year In Caption	\$ -	\$ -
Sources of Revenue		
9000 Interest, Mortgage Tax	\$ -	\$ -
9100 Local Revenues	\$ 402,228.00	\$ 408,104.52
9200 State Revenues	\$ -	\$ -
9300 Federal Revenues	\$ -	\$ -
9400 Miscellaneous Revenues	\$ -	\$ -
9500 Special Assessments	\$ -	\$ -
9600 Other Revenues	\$ -	\$ -
9700 School Revenues	\$ -	\$ -
All Other Non-Tax Revenues	\$ -	\$ -
Sales Tax and Sales Tax Interest	\$ -	\$ -
Cash Fund Balance Forward From Preceding Year	\$ -	\$ -
Prior Expenditures Recovered	\$ -	\$ -
TOTAL RECEIPTS	\$ 402,228.00	\$ -
TOTAL RECEIPTS AND BALANCE	\$ 408,301.72	\$ 4,647.03
Warrants of Year in Caption	\$ 372,000.53	\$ -
Interest Paid Thereon	\$ -	\$ -
TOTAL DISBURSEMENTS	\$ 372,000.53	\$ -
CASH BALANCE JUNE 30, 2022	\$ 36,301.19	\$ 4,647.03
Reserve for Warrants Outstanding	\$ 4,646.61	\$ 4,647.03
Reserve for Interest on Warrants	\$ -	\$ -
Reserves From Schedule 8	\$ -	\$ -
TOTAL LIABILITES AND RESERVE	\$ 4,646.61	\$ 4,647.03
DEFICIT:	\$ -	\$ -
CASH BALANCE FORWARD TO NEXT YEAR	\$ 31,654.58	\$ -

Schedule 9: Court Clerk Payroll Fund Summary of Expenses				
Total for Expenses	Net Appropriations July 1, 2022	Warrants Issued	Reserves	Approved by County Excise Board
1100 Total Salaries	\$ 291,605.15	\$ 260,365.61	\$ -	\$ -
1200 Fringe Benefits	\$ 116,696.57	\$ 116,281.53	\$ -	\$ -
1300 Travel Related	\$ -	\$ -	\$ -	\$ -
2000 Total Maintenance & Operations	\$ -	\$ -	\$ -	\$ -
4100 Total Machinery & Equipment, Capital Outlay	\$ -	\$ -	\$ -	\$ -
All Other Expenses	\$ -	\$ -	\$ -	\$ -
TOTAL EXPENDITURES 2021-22 FISCAL YEAR	\$ 408,301.72	\$ 376,647.14	\$ -	\$ -

EMERGENCY MANAGEMENT COVERING THE PERIOD 7/1/2021 TO 6/30/2022
ESTIMATE OF NEEDS FOR 2022-2023

EMERGENCY MANAGEMENT

I-1212

Schedule 1: Current Balance Sheet - June 30, 2022	
ASSETS:	
Cash Balances	\$ 27,145.18
Investments	\$ -
TOTAL ASSETS	\$ 27,145.18
LIABILITIES AND RESERVES:	
Warrants Outstanding	\$ -
Reserve for Interest on Warrants	\$ -
Reserves From Schedule 3	\$ 180.00
TOTAL LIABILITIES AND RESERVES	\$ 180.00
CASH FUND BALANCE JUNE 30, 2022	\$ 26,965.18
TOTAL LIABILITIES, RESERVES AND CASH FUND BALANCE	\$ 27,145.18

Schedule 5: Emergency Management Fund Balance Sheet of Current and All Prior Years		
CURRENT AND ALL PRIOR YEARS	2021-22	PRE-2021
Cash Balance Reported to Excise Board June 30, 2021	\$ -	\$ 82,603.12
Opening Balance from Prior Year	\$ 82,603.12	\$ 82,603.12
Cash Fund Balance Transferred Out	\$ -	\$ -
Cash Fund Balance Transferred In	\$ -	\$ -
Adjusted Cash Balance	\$ 82,603.12	\$ -
Ad Valorem Tax Apportioned To Year In Caption	\$ -	\$ -
Sources of Revenue		
9000 Interest, Mortgage Tax	\$ -	\$ -
9100 Local Revenues	\$ 159,543.00	\$ 161,472.39
9200 State Revenues	\$ -	\$ -
9300 Federal Revenues	\$ 30,000.00	\$ 40,000.00
9400 Miscellaneous Revenues	\$ -	\$ -
9500 Special Assessments	\$ -	\$ -
9600 Other Revenues	\$ -	\$ -
9700 School Revenues	\$ -	\$ -
All Other Non-Tax Revenues	\$ -	\$ -
Sales Tax and Sales Tax Interest	\$ -	\$ -
Cash Fund Balance Forward From Preceding Year	\$ -	\$ -
Prior Expenditures Recovered	\$ -	\$ -
TOTAL RECEIPTS	\$ 189,543.00	\$ -
TOTAL RECEIPTS AND BALANCE	\$ 272,146.12	\$ -
Warrants of Year in Caption	\$ 245,000.94	\$ -
Interest Paid Thereon	\$ -	\$ -
TOTAL DISBURSEMENTS	\$ 245,000.94	\$ -
CASH BALANCE JUNE 30, 2022	\$ 27,145.18	\$ -
Reserve for Warrants Outstanding	\$ -	\$ -
Reserve for Interest on Warrants	\$ -	\$ -
Reserves From Schedule 8	\$ 180.00	\$ -
TOTAL LIABILITIES AND RESERVE	\$ 180.00	\$ -
DEFICIT:	\$ -	\$ -
CASH BALANCE FORWARD TO NEXT YEAR	\$ 26,965.18	\$ -

Schedule 9: Emergency Management Fund Summary of Expenses				
Total for Expenses	Net Appropriations July 1, 2022	Warrants Issued	Reserves	Approved by County Excise Board
1100 Total Salaries	\$ -	\$ -	\$ -	\$ -
1200 Fringe Benefits	\$ -	\$ -	\$ -	\$ -
1300 Travel Related	\$ -	\$ -	\$ -	\$ -
2000 Total Maintenance & Operations	\$ 272,146.12	\$ 245,000.94	\$ 180.00	\$ -
4100 Total Machinery & Equipment, Capital Outlay	\$ -	\$ -	\$ -	\$ -
All Other Expenses	\$ -	\$ -	\$ -	\$ -
TOTAL EXPENDITURES 2021-22 FISCAL YEAR	\$ 272,146.12	\$ 245,000.94	\$ 180.00	\$ -

JUVENILE DETENTION COVERING THE PERIOD 7/1/2021 TO 6/30/2022
ESTIMATE OF NEEDS FOR 2022-2023

I-1217

JUVENILE DETENTION

Schedule 1: Current Balance Sheet - June 30, 2022	
ASSETS:	
Cash Balances	\$ 313,883.88
Investments	\$ -
TOTAL ASSETS	\$ 313,883.88
LIABILITIES AND RESERVES:	
Warrants Outstanding	\$ 13,966.55
Reserve for Interest on Warrants	\$ -
Reserves From Schedule 3	\$ 19,358.63
TOTAL LIABILITIES AND RESERVES	\$ 33,325.18
CASH FUND BALANCE JUNE 30, 2022	\$ 280,558.70
TOTAL LIABILITIES, RESERVES AND CASH FUND BALANCE	\$ 313,883.88

Schedule 5: Juvenile Detention Fund Balance Sheet of Current and All Prior Years		
CURRENT AND ALL PRIOR YEARS	2021-22	PRE-2021
Cash Balance Reported to Excise Board June 30, 2021	\$ -	\$ 290,893.62
Opening Balance from Prior Year	\$ 260,608.49	\$ 260,608.49
Cash Fund Balance Transferred Out	\$ -	\$ -
Cash Fund Balance Transferred In	\$ -	\$ -
Adjusted Cash Balance	\$ 260,608.49	\$ 30,285.13
Ad Valorem Tax Apportioned To Year In Caption	\$ -	\$ -
Sources of Revenue		
9000 Interest, Mortgage Tax	\$ 23.34	\$ 47.20
9100 Local Revenues	\$ 276,939.96	\$ 256,299.96
9200 State Revenues	\$ 1,280,400.15	\$ 1,130,994.84
9300 Federal Revenues	\$ -	\$ -
9400 Miscellaneous Revenues	\$ -	\$ 1,327.03
9500 Special Assessments	\$ -	\$ -
9600 Other Revenues	\$ -	\$ -
9700 School Revenues	\$ -	\$ -
All Other Non-Tax Revenues	\$ -	\$ -
Sales Tax and Sales Tax Interest	\$ -	\$ -
Cash Fund Balance Forward From Preceding Year	\$ 2,125.44	\$ -
Prior Expenditures Recovered	\$ -	\$ -
TOTAL RECEIPTS	\$ 1,559,488.89	\$ -
TOTAL RECEIPTS AND BALANCE	\$ 1,820,097.38	\$ 30,285.13
Warrants of Year in Caption	\$ 1,506,213.50	\$ 28,159.69
Interest Paid Thereon	\$ -	\$ -
TOTAL DISBURSEMENTS	\$ 1,506,213.50	\$ 28,159.69
CASH BALANCE JUNE 30, 2022	\$ 313,883.88	\$ 2,125.44
Reserve for Warrants Outstanding	\$ 13,966.55	\$ -
Reserve for Interest on Warrants	\$ -	\$ -
Reserves From Schedule 8	\$ 19,358.63	\$ -
TOTAL LIABILITES AND RESERVE	\$ 33,325.18	\$ -
DEFICIT:	\$ -	\$ -
CASH BALANCE FORWARD TO NEXT YEAR	\$ 280,558.70	\$ 2,125.44

Schedule 9: Juvenile Detention Fund Summary of Expenses				
Total for Expenses	Net Appropriations July 1, 2022	Warrants Issued	Reserves	Approved by County Excise Board
1100 Total Salaries	\$ 964,165.95	\$ 911,509.13	\$ -	\$ -
1200 Fringe Benefits	\$ 417,869.37	\$ 402,904.27	\$ 2,322.32	\$ -
1300 Travel Related	\$ 6,757.11	\$ 1,486.70	\$ 148.66	\$ -
2000 Total Maintenance & Operations	\$ 246,319.24	\$ 184,154.75	\$ 16,887.65	\$ -
4100 Total Machinery & Equipment, Capital Outlay	\$ 38,055.75	\$ 20,125.20	\$ -	\$ -
All Other Expenses	\$ -	\$ -	\$ -	\$ -
TOTAL EXPENDITURES 2021-22 FISCAL YEAR	\$ 1,673,167.42	\$ 1,520,180.05	\$ 19,358.63	\$ -

RESALE PROPERTY COVERING THE PERIOD 7/1/2021 TO 6/30/2022
ESTIMATE OF NEEDS FOR 2022-2023

I-1220

RESALE PROPERTY

Schedule 1: Current Balance Sheet - June 30, 2022	
ASSETS:	
Cash Balances	\$ 1,462,608.82
Investments	\$ -
TOTAL ASSETS	\$ 1,462,608.82
LIABILITIES AND RESERVES:	
Warrants Outstanding	\$ 2,481.58
Reserve for Interest on Warrants	\$ -
Reserves From Schedule 3	\$ 1,181,795.17
TOTAL LIABILITIES AND RESERVES	\$ 1,184,276.75
CASH FUND BALANCE JUNE 30, 2022	\$ 278,332.07
TOTAL LIABILITIES, RESERVES AND CASH FUND BALANCE	\$ 1,462,608.82

Schedule 5: Resale Property Fund Balance Sheet of Current and All Prior Years		
CURRENT AND ALL PRIOR YEARS	2021-22	PRE-2021
Cash Balance Reported to Excise Board June 30, 2021	\$ -	\$ 1,786,541.50
Opening Balance from Prior Year	\$ 1,774,141.92	\$ 1,774,141.92
Cash Fund Balance Transferred Out	\$ -	\$ -
Cash Fund Balance Transferred In	\$ -	\$ -
Adjusted Cash Balance	\$ 1,774,141.92	\$ 12,399.58
Ad Valorem Tax Apportioned To Year In Caption	\$ 791,441.24	\$ -
Sources of Revenue		
9000 Interest, Mortgage Tax	\$ 117.91	\$ 296.68
9100 Local Revenues	\$ 28.44	\$ 31,297.14
9200 State Revenues	\$ -	\$ -
9300 Federal Revenues	\$ -	\$ -
9400 Miscellaneous Revenues	\$ 27,304.16	\$ 841.38
9500 Special Assessments	\$ 48,888.74	\$ 79,732.16
9600 Other Revenues	\$ -	\$ -
9700 School Revenues	\$ -	\$ -
All Other Non-Tax Revenues	\$ -	\$ -
Sales Tax and Sales Tax Interest	\$ -	\$ -
Cash Fund Balance Forward From Preceding Year	\$ 0.00	\$ -
Prior Expenditures Recovered	\$ -	\$ -
TOTAL RECEIPTS	\$ 867,780.49	\$ -
TOTAL RECEIPTS AND BALANCE	\$ 2,641,922.41	\$ 12,399.58
Warrants of Year in Caption	\$ 1,179,313.59	\$ 12,399.58
Interest Paid Thereon	\$ -	\$ -
TOTAL DISBURSEMENTS	\$ 1,179,313.59	\$ 12,399.58
CASH BALANCE JUNE 30, 2022	\$ 1,462,608.82	\$ 0.00
Reserve for Warrants Outstanding	\$ 2,481.58	\$ -
Reserve for Interest on Warrants	\$ -	\$ -
Reserves From Schedule 8	\$ 1,181,795.17	\$ -
TOTAL LIABILITIES AND RESERVE	\$ 1,184,276.75	\$ -
DEFICIT:	\$ -	\$ -
CASH BALANCE FORWARD TO NEXT YEAR	\$ 278,332.07	\$ 0.00

Schedule 9: Resale Property Fund Summary of Expenses				
Total for Expenses	Net Appropriations July 1, 2022	Warrants Issued	Reserves	Approved by County Excise Board
1100 Total Salaries	\$ 256,681.39	\$ 148,234.74	\$ 148,234.74	\$ -
1200 Fringe Benefits	\$ 105,663.54	\$ 66,491.71	\$ 66,491.71	\$ -
1300 Travel Related	\$ 18,838.58	\$ 434.79	\$ 434.79	\$ -
2000 Total Maintenance & Operations	\$ 2,112,949.05	\$ 966,633.93	\$ 966,633.93	\$ -
4100 Total Machinery & Equipment, Capital Outlay	\$ -	\$ -	\$ -	\$ -
All Other Expenses	\$ -	\$ -	\$ -	\$ -
TOTAL EXPENDITURES 2021-22 FISCAL YEAR	\$ 2,494,132.56	\$ 1,181,795.17	\$ 1,181,795.17	\$ -

REWARD FUND COVERING THE PERIOD 7/1/2021 TO 6/30/2022
ESTIMATE OF NEEDS FOR 2022-2023

I-1221

REWARD FUND

Schedule 1: Current Balance Sheet - June 30, 2022	
ASSETS:	
Cash Balances	\$ 97.50
Investments	\$ -
TOTAL ASSETS	\$ 97.50
LIABILITIES AND RESERVES:	
Warrants Outstanding	\$ 97.50
Reserve for Interest on Warrants	\$ -
Reserves From Schedule 3	\$ -
TOTAL LIABILITIES AND RESERVES	\$ 97.50
CASH FUND BALANCE JUNE 30, 2022	\$ -
TOTAL LIABILITIES, RESERVES AND CASH FUND BALANCE	\$ 97.50

Schedule 5: Reward Fund Fund Balance Sheet of Current and All Prior Years		
CURRENT AND ALL PRIOR YEARS	2021-22	PRE-2021
Cash Balance Reported to Excise Board June 30, 2021	\$ -	\$ 97.50
Opening Balance from Prior Year	\$ 97.50	\$ 97.50
Cash Fund Balance Transferred Out	\$ -	\$ -
Cash Fund Balance Transferred In	\$ -	\$ -
Adjusted Cash Balance	\$ 97.50	\$ -
Ad Valorem Tax Apportioned To Year In Caption	\$ -	\$ -
Sources of Revenue		
9000 Interest, Mortgage Tax	\$ -	\$ -
9100 Local Revenues	\$ -	\$ 97.50
9200 State Revenues	\$ -	\$ -
9300 Federal Revenues	\$ -	\$ -
9400 Miscellaneous Revenues	\$ -	\$ -
9500 Special Assessments	\$ -	\$ -
9600 Other Revenues	\$ -	\$ -
9700 School Revenues	\$ -	\$ -
All Other Non-Tax Revenues	\$ -	\$ -
Sales Tax and Sales Tax Interest	\$ -	\$ -
Cash Fund Balance Forward From Preceding Year	\$ -	\$ -
Prior Expenditures Recovered	\$ -	\$ -
TOTAL RECEIPTS	\$ -	\$ -
TOTAL RECEIPTS AND BALANCE	\$ 97.50	\$ -
Warrants of Year in Caption	\$ -	\$ -
Interest Paid Thereon	\$ -	\$ -
TOTAL DISBURSEMENTS	\$ -	\$ -
CASH BALANCE JUNE 30, 2022	\$ 97.50	\$ -
Reserve for Warrants Outstanding	\$ 97.50	\$ -
Reserve for Interest on Warrants	\$ -	\$ -
Reserves From Schedule 8	\$ -	\$ -
TOTAL LIABILITES AND RESERVE	\$ 97.50	\$ -
DEFICIT:	\$ -	\$ -
CASH BALANCE FORWARD TO NEXT YEAR	\$ -	\$ -

Schedule 9: Reward Fund Fund Summary of Expenses				
Total for Expenses	Net Appropriations July 1, 2022	Warrants Issued	Reserves	Approved by County Excise Board
1100 Total Salaries	\$ -	\$ -	\$ -	\$ -
1200 Fringe Benefits	\$ -	\$ -	\$ -	\$ -
1300 Travel Related	\$ -	\$ -	\$ -	\$ -
2000 Total Maintenance & Operations	\$ 97.50	\$ 97.50	\$ -	\$ -
4100 Total Machinery & Equipment, Capital Outlay	\$ -	\$ -	\$ -	\$ -
All Other Expenses	\$ -	\$ -	\$ -	\$ -
TOTAL EXPENDITURES 2021-22 FISCAL YEAR	\$ 97.50	\$ 97.50	\$ -	\$ -

SHERIFF SERVICE FEE COVERING THE PERIOD 7/1/2021 TO 6/30/2022
ESTIMATE OF NEEDS FOR 2022-2023

I-1226

SHERIFF SERVICE FEE

Schedule 1: Current Balance Sheet - June 30, 2022	
ASSETS:	
Cash Balances	\$ 232,967.55
Investments	\$ -
TOTAL ASSETS	\$ 232,967.55
LIABILITIES AND RESERVES:	
Warrants Outstanding	\$ 2,442.26
Reserve for Interest on Warrants	\$ -
Reserves From Schedule 3	\$ 26,354.86
TOTAL LIABILITIES AND RESERVES	\$ 28,797.12
CASH FUND BALANCE JUNE 30, 2022	\$ 204,170.43
TOTAL LIABILITIES, RESERVES AND CASH FUND BALANCE	\$ 232,967.55

Schedule 5: Sheriff Service Fee Fund Balance Sheet of Current and All Prior Years		
CURRENT AND ALL PRIOR YEARS	2021-22	PRE-2021
Cash Balance Reported to Excise Board June 30, 2021	\$ -	\$ 172,263.73
Opening Balance from Prior Year	\$ 156,566.77	\$ 156,566.77
Cash Fund Balance Transferred Out	\$ -	\$ -
Cash Fund Balance Transferred In	\$ -	\$ -
Adjusted Cash Balance	\$ 156,566.77	\$ 15,696.96
Ad Valorem Tax Apportioned To Year In Caption	\$ 8,790.00	\$ -
Sources of Revenue		
9000 Interest, Mortgage Tax	\$ -	\$ -
9100 Local Revenues	\$ 259,717.56	\$ 236,903.21
9200 State Revenues	\$ -	\$ -
9300 Federal Revenues	\$ -	\$ -
9400 Miscellaneous Revenues	\$ -	\$ 25.60
9500 Special Assessments	\$ -	\$ -
9600 Other Revenues	\$ -	\$ -
9700 School Revenues	\$ -	\$ -
All Other Non-Tax Revenues	\$ -	\$ -
Sales Tax and Sales Tax Interest	\$ -	\$ -
Cash Fund Balance Forward From Preceding Year	\$ 4,014.42	\$ -
Prior Expenditures Recovered	\$ -	\$ -
TOTAL RECEIPTS	\$ 272,521.98	\$ -
TOTAL RECEIPTS AND BALANCE	\$ 429,088.75	\$ 15,696.96
Warrants of Year in Caption	\$ 196,121.20	\$ 11,682.54
Interest Paid Thereon	\$ -	\$ -
TOTAL DISBURSEMENTS	\$ 196,121.20	\$ 11,682.54
CASH BALANCE JUNE 30, 2022	\$ 232,967.55	\$ 4,014.42
Reserve for Warrants Outstanding	\$ 2,442.26	\$ -
Reserve for Interest on Warrants	\$ -	\$ -
Reserves From Schedule 8	\$ 26,354.86	\$ -
TOTAL LIABILITES AND RESERVE	\$ 28,797.12	\$ -
DEFICIT:	\$ -	\$ -
CASH BALANCE FORWARD TO NEXT YEAR	\$ 204,170.43	\$ 4,014.42

Schedule 9: Sheriff Service Fee Fund Summary of Expenses				
Total for Expenses	Net Appropriations July 1, 2022	Warrants Issued	Reserves	Approved by County Excise Board
1100 Total Salaries	\$ 94,306.21	\$ 30,632.16	\$ -	\$ -
1200 Fringe Benefits	\$ 32,214.69	\$ 12,978.57	\$ -	\$ -
1300 Travel Related	\$ 27,575.36	\$ 14,365.79	\$ 2,500.00	\$ -
2000 Total Maintenance & Operations	\$ 249,982.62	\$ 140,586.94	\$ 23,854.86	\$ -
4100 Total Machinery & Equipment, Capital Outlay	\$ 70.91	\$ -	\$ -	\$ -
All Other Expenses	\$ -	\$ -	\$ -	\$ -
TOTAL EXPENDITURES 2021-22 FISCAL YEAR	\$ 404,149.79	\$ 198,563.46	\$ 26,354.86	\$ -

I-1230

TREASURER MORTGAGE CERTIFICATION

Schedule 1: Current Balance Sheet - June 30, 2022	
ASSETS:	
Cash Balances	\$ 25,025.96
Investments	\$ -
TOTAL ASSETS	\$ 25,025.96
LIABILITIES AND RESERVES:	
Warrants Outstanding	\$ -
Reserve for Interest on Warrants	\$ -
Reserves From Schedule 3	\$ -
TOTAL LIABILITIES AND RESERVES	\$ -
CASH FUND BALANCE JUNE 30, 2022	\$ 25,025.96
TOTAL LIABILITIES, RESERVES AND CASH FUND BALANCE	\$ 25,025.96

Schedule 5: Treasurer Mortgage Certification Fund Balance Sheet of Current and All Prior Years		
CURRENT AND ALL PRIOR YEARS	2021-22	PRE-2021
Cash Balance Reported to Excise Board June 30, 2021	\$ -	\$ 19,525.73
Opening Balance from Prior Year	\$ 19,525.73	\$ 19,525.73
Cash Fund Balance Transferred Out	\$ 146.00	\$ -
Cash Fund Balance Transferred In	\$ -	\$ 146.00
Adjusted Cash Balance	\$ 19,379.73	\$ 146.00
Ad Valorem Tax Apportioned To Year In Caption	\$ -	\$ -
Sources of Revenue		
9000 Interest, Mortgage Tax	\$ 26,160.00	\$ 24,865.00
9100 Local Revenues	\$ -	\$ -
9200 State Revenues	\$ -	\$ -
9300 Federal Revenues	\$ -	\$ -
9400 Miscellaneous Revenues	\$ -	\$ -
9500 Special Assessments	\$ -	\$ -
9600 Other Revenues	\$ -	\$ -
9700 School Revenues	\$ -	\$ -
All Other Non-Tax Revenues	\$ -	\$ -
Sales Tax and Sales Tax Interest	\$ -	\$ -
Cash Fund Balance Forward From Preceding Year	\$ -	\$ -
Prior Expenditures Recovered	\$ -	\$ -
TOTAL RECEIPTS	\$ 26,160.00	\$ -
TOTAL RECEIPTS AND BALANCE	\$ 45,539.73	\$ 146.00
Warrants of Year in Caption	\$ 20,513.77	\$ 146.00
Interest Paid Thereon	\$ -	\$ -
TOTAL DISBURSEMENTS	\$ 20,513.77	\$ 146.00
CASH BALANCE JUNE 30, 2022	\$ 25,025.96	\$ -
Reserve for Warrants Outstanding	\$ -	\$ -
Reserve for Interest on Warrants	\$ -	\$ -
Reserves From Schedule 8	\$ -	\$ -
TOTAL LIABILITES AND RESERVE	\$ -	\$ -
DEFICIT:	\$ -	\$ -
CASH BALANCE FORWARD TO NEXT YEAR	\$ 25,025.96	\$ -

Schedule 9: Treasurer Mortgage Certification Fund Summary of Expenses				
Total for Expenses	Net Appropriations July 1, 2022	Warrants Issued	Reserves	Approved by County Excise Board
1100 Total Salaries	\$ -	\$ -	\$ -	\$ -
1200 Fringe Benefits	\$ -	\$ -	\$ -	\$ -
1300 Travel Related	\$ 2,899.76	\$ 1,236.00	\$ -	\$ -
2000 Total Maintenance & Operations	\$ 34,200.51	\$ 19,277.77	\$ -	\$ -
4100 Total Machinery & Equipment, Capital Outlay	\$ 6,359.46	\$ -	\$ -	\$ -
All Other Expenses	\$ -	\$ -	\$ -	\$ -
TOTAL EXPENDITURES 2021-22 FISCAL YEAR	\$ 43,459.73	\$ 20,513.77	\$ -	\$ -

COUNTY DONATIONS COVERING THE PERIOD 7/1/2021 TO 6/30/2022
ESTIMATE OF NEEDS FOR 2022-2023

I-1235

COUNTY DONATIONS

Schedule 1: Current Balance Sheet - June 30, 2022	
ASSETS:	
Cash Balances	\$ 2,026,813.30
Investments	\$ -
TOTAL ASSETS	\$ 2,026,813.30
LIABILITIES AND RESERVES:	
Warrants Outstanding	\$ -
Reserve for Interest on Warrants	\$ -
Reserves From Schedule 3	\$ -
TOTAL LIABILITIES AND RESERVES	\$ -
CASH FUND BALANCE JUNE 30, 2022	\$ 2,026,813.30
TOTAL LIABILITIES, RESERVES AND CASH FUND BALANCE	\$ 2,026,813.30

Schedule 5: County Donations Fund Balance Sheet of Current and All Prior Years		
CURRENT AND ALL PRIOR YEARS	2021-22	PRE-2021
Cash Balance Reported to Excise Board June 30, 2021	\$ -	\$ 1,862,259.78
Opening Balance from Prior Year	\$ 1,862,259.78	\$ 1,862,259.78
Cash Fund Balance Transferred Out	\$ -	\$ -
Cash Fund Balance Transferred In	\$ 536.52	\$ -
Adjusted Cash Balance	\$ 1,862,796.30	\$ -
Ad Valorem Tax Apportioned To Year In Caption	\$ -	\$ -
Sources of Revenue		
9000 Interest, Mortgage Tax	\$ 6,017.00	\$ 6,708.96
9100 Local Revenues	\$ -	\$ -
9200 State Revenues	\$ -	\$ -
9300 Federal Revenues	\$ -	\$ -
9400 Miscellaneous Revenues	\$ 175,000.00	\$ 25,000.00
9500 Special Assessments	\$ -	\$ -
9600 Other Revenues	\$ -	\$ -
9700 School Revenues	\$ -	\$ -
All Other Non-Tax Revenues	\$ -	\$ -
Sales Tax and Sales Tax Interest	\$ -	\$ -
Cash Fund Balance Forward From Preceding Year	\$ -	\$ -
Prior Expenditures Recovered	\$ -	\$ -
TOTAL RECEIPTS	\$ 181,017.00	\$ -
TOTAL RECEIPTS AND BALANCE	\$ 2,043,813.30	\$ -
Warrants of Year in Caption	\$ 17,000.00	\$ -
Interest Paid Thereon	\$ -	\$ -
TOTAL DISBURSEMENTS	\$ 17,000.00	\$ -
CASH BALANCE JUNE 30, 2022	\$ 2,026,813.30	\$ -
Reserve for Warrants Outstanding	\$ -	\$ -
Reserve for Interest on Warrants	\$ -	\$ -
Reserves From Schedule 8	\$ -	\$ -
TOTAL LIABILITES AND RESERVE	\$ -	\$ -
DEFICIT:	\$ -	\$ -
CASH BALANCE FORWARD TO NEXT YEAR	\$ 2,026,813.30	\$ -

Schedule 9: County Donations Fund Summary of Expenses				
Total for Expenses	Net Appropriations July 1, 2022	Warrants Issued	Reserves	Approved by County Excise Board
1100 Total Salaries	\$ -	\$ -	\$ -	\$ -
1200 Fringe Benefits	\$ -	\$ -	\$ -	\$ -
1300 Travel Related	\$ -	\$ -	\$ -	\$ -
2000 Total Maintenance & Operations	\$ 209,948.19	\$ 17,000.00	\$ -	\$ -
4100 Total Machinery & Equipment, Capital Outlay	\$ -	\$ -	\$ -	\$ -
All Other Expenses	\$ 1,833,436.34	\$ -	\$ -	\$ -
TOTAL EXPENDITURES 2021-22 FISCAL YEAR	\$ 2,043,384.53	\$ 17,000.00	\$ -	\$ -

I-1245

SPECIAL REVENUE COUNTY ASSIGNED

Schedule 1: Current Balance Sheet - June 30, 2022	
ASSETS:	
Cash Balances	\$ -
Investments	\$ -
TOTAL ASSETS	\$ -
LIABILITIES AND RESERVES:	
Warrants Outstanding	\$ -
Reserve for Interest on Warrants	\$ -
Reserves From Schedule 3	\$ -
TOTAL LIABILITIES AND RESERVES	\$ -
CASH FUND BALANCE JUNE 30, 2022	\$ -
TOTAL LIABILITIES, RESERVES AND CASH FUND BALANCE	\$ -

Schedule 5: Special Revenue County Assigned Fund Balance Sheet of Current and All Prior Years		
CURRENT AND ALL PRIOR YEARS	2021-22	PRE-2021
Cash Balance Reported to Excise Board June 30, 2021	\$ -	\$ 7,904.44
Opening Balance from Prior Year	\$ 9.03	\$ 9.03
Cash Fund Balance Transferred Out	\$ -	\$ -
Cash Fund Balance Transferred In	\$ -	\$ -
Adjusted Cash Balance	\$ 9.03	\$ 7,895.41
Ad Valorem Tax Apportioned To Year In Caption	\$ -	\$ -
Sources of Revenue		
9000 Interest, Mortgage Tax	\$ -	\$ -
9100 Local Revenues	\$ -	\$ -
9200 State Revenues	\$ -	\$ -
9300 Federal Revenues	\$ -	\$ -
9400 Miscellaneous Revenues	\$ -	\$ 91,505.00
9500 Special Assessments	\$ -	\$ -
9600 Other Revenues	\$ -	\$ -
9700 School Revenues	\$ -	\$ -
All Other Non-Tax Revenues	\$ -	\$ -
Sales Tax and Sales Tax Interest	\$ -	\$ -
Cash Fund Balance Forward From Preceding Year	\$ -	\$ -
Prior Expenditures Recovered	\$ -	\$ -
TOTAL RECEIPTS	\$ -	\$ -
TOTAL RECEIPTS AND BALANCE	\$ 9.03	\$ 7,895.41
Warrants of Year in Caption	\$ 9.03	\$ 7,895.41
Interest Paid Thereon	\$ -	\$ -
TOTAL DISBURSEMENTS	\$ 9.03	\$ 7,895.41
CASH BALANCE JUNE 30, 2022	\$ -	\$ -
Reserve for Warrants Outstanding	\$ -	\$ -
Reserve for Interest on Warrants	\$ -	\$ -
Reserves From Schedule 8	\$ -	\$ -
TOTAL LIABILITES AND RESERVE	\$ -	\$ -
DEFICIT:	\$ -	\$ -
CASH BALANCE FORWARD TO NEXT YEAR	\$ -	\$ -

Schedule 9: Special Revenue County Assigned Fund Summary of Expenses				
Total for Expenses	Net Appropriations July 1, 2022	Warrants Issued	Reserves	Approved by County Excise Board
1100 Total Salaries	\$ -	\$ -	\$ -	\$ -
1200 Fringe Benefits	\$ -	\$ -	\$ -	\$ -
1300 Travel Related	\$ -	\$ -	\$ -	\$ -
2000 Total Maintenance & Operations	\$ -	\$ -	\$ -	\$ -
4100 Total Machinery & Equipment, Capital Outlay	\$ 9.03	\$ 9.03	\$ -	\$ -
All Other Expenses	\$ -	\$ -	\$ -	\$ -
TOTAL EXPENDITURES 2021-22 FISCAL YEAR	\$ 9.03	\$ 9.03	\$ -	\$ -

DEPARTMENT OF JUSTICE ASSIGNED BY COUNTY COVERING THE PERIOD 7/1/2021 TO 6/30/2022
ESTIMATE OF NEEDS FOR 2022-2023

I-1502

DEPARTMENT OF JUSTICE ASSIGNED BY COUNTY

Schedule 1: Current Balance Sheet - June 30, 2022	
ASSETS:	
Cash Balances	\$ 294,186.58
Investments	\$ -
TOTAL ASSETS	\$ 294,186.58
LIABILITIES AND RESERVES:	
Warrants Outstanding	\$ -
Reserve for Interest on Warrants	\$ -
Reserves From Schedule 3	\$ 22,692.73
TOTAL LIABILITIES AND RESERVES	\$ 22,692.73
CASH FUND BALANCE JUNE 30, 2022	\$ 271,493.85
TOTAL LIABILITIES, RESERVES AND CASH FUND BALANCE	\$ 294,186.58

Schedule 5: Department Of Justice Assigned By County Fund Balance Sheet of Current and All Prior Years		
CURRENT AND ALL PRIOR YEARS	2021-22	PRE-2021
Cash Balance Reported to Excise Board June 30, 2021	\$ -	\$ 253,338.75
Opening Balance from Prior Year	\$ 253,338.75	\$ 253,338.75
Cash Fund Balance Transferred Out	\$ -	\$ -
Cash Fund Balance Transferred In	\$ -	\$ -
Adjusted Cash Balance	\$ 253,338.75	\$ -
Ad Valorem Tax Apportioned To Year In Caption	\$ -	\$ -
Sources of Revenue		
9000 Interest, Mortgage Tax	\$ -	\$ -
9100 Local Revenues	\$ -	\$ -
9200 State Revenues	\$ 49,251.54	\$ 10,466.42
9300 Federal Revenues	\$ -	\$ -
9400 Miscellaneous Revenues	\$ -	\$ -
9500 Special Assessments	\$ -	\$ -
9600 Other Revenues	\$ -	\$ -
9700 School Revenues	\$ -	\$ -
All Other Non-Tax Revenues	\$ -	\$ -
Sales Tax and Sales Tax Interest	\$ -	\$ -
Cash Fund Balance Forward From Preceding Year	\$ -	\$ -
Prior Expenditures Recovered	\$ -	\$ -
TOTAL RECEIPTS	\$ 49,251.54	\$ -
TOTAL RECEIPTS AND BALANCE	\$ 302,590.29	\$ -
Warrants of Year in Caption	\$ 8,403.71	\$ -
Interest Paid Thereon	\$ -	\$ -
TOTAL DISBURSEMENTS	\$ 8,403.71	\$ -
CASH BALANCE JUNE 30, 2022	\$ 294,186.58	\$ -
Reserve for Warrants Outstanding	\$ -	\$ -
Reserve for Interest on Warrants	\$ -	\$ -
Reserves From Schedule 8	\$ 22,692.73	\$ -
TOTAL LIABILITES AND RESERVE	\$ 22,692.73	\$ -
DEFICIT:	\$ -	\$ -
CASH BALANCE FORWARD TO NEXT YEAR	\$ 271,493.85	\$ -

Schedule 9: Department Of Justice Assigned By County Fund Summary of Expenses				
Total for Expenses	Net Appropriations July 1, 2022	Warrants Issued	Reserves	Approved by County Excise Board
1100 Total Salaries	\$ 57,898.47	\$ -	\$ -	\$ -
1200 Fringe Benefits	\$ 7,430.48	\$ -	\$ -	\$ -
1300 Travel Related	\$ 5,708.49	\$ -	\$ -	\$ -
2000 Total Maintenance & Operations	\$ 195,702.58	\$ 8,403.71	\$ 7,355.47	\$ -
4100 Total Machinery & Equipment, Capital Outlay	\$ 16,424.32	\$ -	\$ 15,337.26	\$ -
All Other Expenses	\$ -	\$ -	\$ -	\$ -
TOTAL EXPENDITURES 2021-22 FISCAL YEAR	\$ 283,164.34	\$ 8,403.71	\$ 22,692.73	\$ -

1-1510

CORNAVIRUS EMERGENCY SUPPLE GRANT

Schedule I: Current Balance Sheet - June 30, 2022	
ASSETS:	
Cash Balances	\$ -
Investments	\$ -
TOTAL ASSETS	\$ -
LIABILITIES AND RESERVES:	
Warrants Outstanding	\$ -
Reserve for Interest on Warrants	\$ -
Reserves From Schedule 3	\$ -
TOTAL LIABILITIES AND RESERVES	\$ -
CASH FUND BALANCE JUNE 30, 2022	\$ -
TOTAL LIABILITIES, RESERVES AND CASH FUND BALANCE	\$ -

Schedule 5: Coronavirus Emergency Supple Grant Fund Balance Sheet of Current and All Prior Years		
CURRENT AND ALL PRIOR YEARS	2021-22	PRE-2021
Cash Balance Reported to Excise Board June 30, 2021	\$ -	\$ 31,848.80
Opening Balance from Prior Year	\$ 31,848.80	\$ 31,848.80
Cash Fund Balance Transferred Out	\$ 31,848.80	\$ -
Cash Fund Balance Transferred In	\$ -	\$ -
Adjusted Cash Balance	\$ -	\$ -
Ad Valorem Tax Apportioned To Year In Caption	\$ -	\$ -
Sources of Revenue		
9000 Interest, Mortgage Tax	\$ -	\$ -
9100 Local Revenues	\$ -	\$ -
9200 State Revenues	\$ -	\$ -
9300 Federal Revenues	\$ -	\$ 45,634.00
9400 Miscellaneous Revenues	\$ -	\$ -
9500 Special Assessments	\$ -	\$ -
9600 Other Revenues	\$ -	\$ -
9700 School Revenues	\$ -	\$ -
All Other Non-Tax Revenues	\$ -	\$ -
Sales Tax and Sales Tax Interest	\$ -	\$ -
Cash Fund Balance Forward From Preceding Year	\$ -	\$ -
Prior Expenditures Recovered	\$ -	\$ -
TOTAL RECEIPTS	\$ -	\$ -
TOTAL RECEIPTS AND BALANCE	\$ -	\$ -
Warrants of Year in Caption	\$ -	\$ -
Interest Paid Thereon	\$ -	\$ -
TOTAL DISBURSEMENTS	\$ -	\$ -
CASH BALANCE JUNE 30, 2022	\$ -	\$ -
Reserve for Warrants Outstanding	\$ -	\$ -
Reserve for Interest on Warrants	\$ -	\$ -
Reserves From Schedule 8	\$ -	\$ -
TOTAL LIABILITES AND RESERVE	\$ -	\$ -
DEFICIT:	\$ -	\$ -
CASH BALANCE FORWARD TO NEXT YEAR	\$ -	\$ -

Schedule 9: Coronavirus Emergency Supple Grant Fund Summary of Expenses				
Total for Expenses	Net Appropriations July 1, 2022	Warrants Issued	Reserves	Approved by County Excise Board
1100 Total Salaries	\$ -	\$ -	\$ -	\$ -
1200 Fringe Benefits	\$ -	\$ -	\$ -	\$ -
1300 Travel Related	\$ -	\$ -	\$ -	\$ -
2000 Total Maintenance & Operations	\$ -	\$ -	\$ -	\$ -
4100 Total Machinery & Equipment, Capital Outlay	\$ -	\$ -	\$ -	\$ -
All Other Expenses	\$ -	\$ -	\$ -	\$ -
TOTAL EXPENDITURES 2021-22 FISCAL YEAR	\$ -	\$ -	\$ -	\$ -

SAFE OKLAHOMA-AG COVERING THE PERIOD 7/1/2021 TO 6/30/2022
ESTIMATE OF NEEDS FOR 2022-2023

I-1526

SAFE OKLAHOMA-AG

Schedule 1: Current Balance Sheet - June 30, 2022	
ASSETS:	
Cash Balances	\$ 22,205.46
Investments	\$ -
TOTAL ASSETS	\$ 22,205.46
LIABILITIES AND RESERVES:	
Warrants Outstanding	\$ 6,193.30
Reserve for Interest on Warrants	\$ -
Reserves From Schedule 3	\$ 1,110.00
TOTAL LIABILITIES AND RESERVES	\$ 7,303.30
CASH FUND BALANCE JUNE 30, 2022	\$ 14,902.16
TOTAL LIABILITIES, RESERVES AND CASH FUND BALANCE	\$ 22,205.46

Schedule 5: Safe Oklahoma-Ag Fund Balance Sheet of Current and All Prior Years		
CURRENT AND ALL PRIOR YEARS	2021-22	PRE-2021
Cash Balance Reported to Excise Board June 30, 2021	\$ -	\$ 2,857.79
Opening Balance from Prior Year	\$ 606.31	\$ 606.31
Cash Fund Balance Transferred Out	\$ -	\$ -
Cash Fund Balance Transferred In	\$ -	\$ -
Adjusted Cash Balance	\$ 606.31	\$ 2,251.48
Ad Valorem Tax Apportioned To Year In Caption	\$ -	\$ -
Sources of Revenue		
9000 Interest, Mortgage Tax	\$ -	\$ -
9100 Local Revenues	\$ -	\$ -
9200 State Revenues	\$ 26,963.20	\$ -
9300 Federal Revenues	\$ -	\$ -
9400 Miscellaneous Revenues	\$ -	\$ -
9500 Special Assessments	\$ -	\$ -
9600 Other Revenues	\$ -	\$ -
9700 School Revenues	\$ -	\$ -
All Other Non-Tax Revenues	\$ -	\$ -
Sales Tax and Sales Tax Interest	\$ -	\$ -
Cash Fund Balance Forward From Preceding Year	\$ -	\$ -
Prior Expenditures Recovered	\$ -	\$ -
TOTAL RECEIPTS	\$ 26,963.20	\$ -
TOTAL RECEIPTS AND BALANCE	\$ 27,569.51	\$ 2,251.48
Warrants of Year in Caption	\$ 5,364.05	\$ 2,251.48
Interest Paid Thereon	\$ -	\$ -
TOTAL DISBURSEMENTS	\$ 5,364.05	\$ 2,251.48
CASH BALANCE JUNE 30, 2022	\$ 22,205.46	\$ -
Reserve for Warrants Outstanding	\$ 6,193.30	\$ -
Reserve for Interest on Warrants	\$ -	\$ -
Reserves From Schedule 8	\$ 1,110.00	\$ -
TOTAL LIABILITES AND RESERVE	\$ 7,303.30	\$ -
DEFICIT:	\$ -	\$ -
CASH BALANCE FORWARD TO NEXT YEAR	\$ 14,902.16	\$ -

Schedule 9: Safe Oklahoma-Ag Fund Summary of Expenses				
Total for Expenses	Net Appropriations July 1, 2022	Warrants Issued	Reserves	Approved by County Excise Board
1100 Total Salaries	\$ -	\$ -	\$ -	\$ -
1200 Fringe Benefits	\$ -	\$ -	\$ -	\$ -
1300 Travel Related	\$ -	\$ -	\$ -	\$ -
2000 Total Maintenance & Operations	\$ -	\$ -	\$ -	\$ -
4100 Total Machinery & Equipment, Capital Outlay	\$ 27,569.51	\$ 11,557.35	\$ 1,110.00	\$ -
All Other Expenses	\$ -	\$ -	\$ -	\$ -
TOTAL EXPENDITURES 2021-22 FISCAL YEAR	\$ 27,569.51	\$ 11,557.35	\$ 1,110.00	\$ -

NACCHO COVERING THE PERIOD 7/1/2021 TO 6/30/2022
ESTIMATE OF NEEDS FOR 2022-2023

I-1530

NACCHO

Schedule 1: Current Balance Sheet - June 30, 2022	
ASSETS:	
Cash Balances	\$ 2,251.78
Investments	\$ -
TOTAL ASSETS	\$ 2,251.78
LIABILITIES AND RESERVES:	
Warrants Outstanding	\$ -
Reserve for Interest on Warrants	\$ -
Reserves From Schedule 3	\$ -
TOTAL LIABILITIES AND RESERVES	\$ -
CASH FUND BALANCE JUNE 30, 2022	\$ 2,251.78
TOTAL LIABILITIES, RESERVES AND CASH FUND BALANCE	\$ 2,251.78

Schedule 5: Naccho Fund Balance Sheet of Current and All Prior Years		
CURRENT AND ALL PRIOR YEARS	2021-22	PRE-2021
Cash Balance Reported to Excise Board June 30, 2021	\$ -	\$ 2,251.78
Opening Balance from Prior Year	\$ 2,251.78	\$ 2,251.78
Cash Fund Balance Transferred Out	\$ -	\$ -
Cash Fund Balance Transferred In	\$ -	\$ -
Adjusted Cash Balance	\$ 2,251.78	\$ -
Ad Valorem Tax Apportioned To Year In Caption	\$ -	\$ -
Sources of Revenue		
9000 Interest, Mortgage Tax	\$ -	\$ -
9100 Local Revenues	\$ -	\$ -
9200 State Revenues	\$ -	\$ -
9300 Federal Revenues	\$ -	\$ -
9400 Miscellaneous Revenues	\$ -	\$ -
9500 Special Assessments	\$ -	\$ -
9600 Other Revenues	\$ -	\$ -
9700 School Revenues	\$ -	\$ -
All Other Non-Tax Revenues	\$ -	\$ -
Sales Tax and Sales Tax Interest	\$ -	\$ -
Cash Fund Balance Forward From Preceding Year	\$ -	\$ -
Prior Expenditures Recovered	\$ -	\$ -
TOTAL RECEIPTS	\$ -	\$ -
TOTAL RECEIPTS AND BALANCE	\$ 2,251.78	\$ -
Warrants of Year in Caption	\$ -	\$ -
Interest Paid Thereon	\$ -	\$ -
TOTAL DISBURSEMENTS	\$ -	\$ -
CASH BALANCE JUNE 30, 2022	\$ 2,251.78	\$ -
Reserve for Warrants Outstanding	\$ -	\$ -
Reserve for Interest on Warrants	\$ -	\$ -
Reserves From Schedule 8	\$ -	\$ -
TOTAL LIABILITES AND RESERVE	\$ -	\$ -
DEFICIT:	\$ -	\$ -
CASH BALANCE FORWARD TO NEXT YEAR	\$ 2,251.78	\$ -

Schedule 9: Naccho Fund Summary of Expenses				
Total for Expenses	Net Appropriations July 1, 2022	Warrants Issued	Reserves	Approved by County Excise Board
1100 Total Salaries	\$ -	\$ -	\$ -	\$ -
1200 Fringe Benefits	\$ -	\$ -	\$ -	\$ -
1300 Travel Related	\$ -	\$ -	\$ -	\$ -
2000 Total Maintenance & Operations	\$ -	\$ -	\$ -	\$ -
4100 Total Machinery & Equipment, Capital Outlay	\$ 2,251.78	\$ -	\$ -	\$ -
All Other Expenses	\$ -	\$ -	\$ -	\$ -
TOTAL EXPENDITURES 2021-22 FISCAL YEAR	\$ 2,251.78	\$ -	\$ -	\$ -

ASSIGNED BY COUNTY COVERING THE PERIOD 7/1/2021 TO 6/30/2022
ESTIMATE OF NEEDS FOR 2022-2023

I-1562

ASSIGNED BY COUNTY

Schedule 1: Current Balance Sheet - June 30, 2022	
ASSETS:	
Cash Balances	\$ -
Investments	\$ -
TOTAL ASSETS	\$ -
LIABILITIES AND RESERVES:	
Warrants Outstanding	\$ -
Reserve for Interest on Warrants	\$ -
Reserves From Schedule 3	\$ 36,188.63
TOTAL LIABILITIES AND RESERVES	\$ 36,188.63
CASH FUND BALANCE JUNE 30, 2022	\$ (36,188.63)
TOTAL LIABILITIES, RESERVES AND CASH FUND BALANCE	\$ -

Schedule 5: Assigned By County Fund Balance Sheet of Current and All Prior Years		
CURRENT AND ALL PRIOR YEARS	2021-22	PRE-2021
Cash Balance Reported to Excise Board June 30, 2021	\$ -	\$ -
Opening Balance from Prior Year	\$ -	\$ -
Cash Fund Balance Transferred Out	\$ -	\$ -
Cash Fund Balance Transferred In	\$ -	\$ -
Adjusted Cash Balance	\$ -	\$ -
Ad Valorem Tax Apportioned To Year In Caption	\$ -	\$ -
Sources of Revenue		
9000 Interest, Mortgage Tax	\$ -	\$ -
9100 Local Revenues	\$ -	\$ -
9200 State Revenues	\$ -	\$ -
9300 Federal Revenues	\$ -	\$ -
9400 Miscellaneous Revenues	\$ 224,722.55	\$ -
9500 Special Assessments	\$ -	\$ -
9600 Other Revenues	\$ -	\$ -
9700 School Revenues	\$ -	\$ -
All Other Non-Tax Revenues	\$ -	\$ -
Sales Tax and Sales Tax Interest	\$ -	\$ -
Cash Fund Balance Forward From Preceding Year	\$ -	\$ -
Prior Expenditures Recovered	\$ -	\$ -
TOTAL RECEIPTS	\$ 224,722.55	\$ -
TOTAL RECEIPTS AND BALANCE	\$ 224,722.55	\$ -
Warrants of Year in Caption	\$ 224,722.55	\$ -
Interest Paid Thereon	\$ -	\$ -
TOTAL DISBURSEMENTS	\$ 224,722.55	\$ -
CASH BALANCE JUNE 30, 2022	\$ -	\$ -
Reserve for Warrants Outstanding	\$ -	\$ -
Reserve for Interest on Warrants	\$ -	\$ -
Reserves From Schedule 8	\$ 36,188.63	\$ -
TOTAL LIABILITES AND RESERVE	\$ 36,188.63	\$ -
DEFICIT:	\$ (36,188.63)	\$ -
CASH BALANCE FORWARD TO NEXT YEAR	\$ -	\$ -

Schedule 9: Assigned By County Fund Summary of Expenses				
Total for Expenses	Net Appropriations July 1, 2022	Warrants Issued	Reserves	Approved by County Excise Board
1100 Total Salaries	\$ -	\$ -	\$ -	\$ -
1200 Fringe Benefits	\$ -	\$ -	\$ -	\$ -
1300 Travel Related	\$ -	\$ -	\$ -	\$ -
2000 Total Maintenance & Operations	\$ -	\$ -	\$ -	\$ -
4100 Total Machinery & Equipment, Capital Outlay	\$ -	\$ -	\$ -	\$ -
All Other Expenses	\$ 350,000.00	\$ 224,722.55	\$ 36,188.63	\$ -
TOTAL EXPENDITURES 2021-22 FISCAL YEAR	\$ 350,000.00	\$ 224,722.55	\$ 36,188.63	\$ -

COVID AID RELIEF COVERING THE PERIOD 7/1/2021 TO 6/30/2022
ESTIMATE OF NEEDS FOR 2022-2023

I-1565

COVID AID RELIEF

Schedule 1: Current Balance Sheet - June 30, 2022	
ASSETS:	
Cash Balances	\$ -
Investments	\$ -
TOTAL ASSETS	\$ -
LIABILITIES AND RESERVES:	
Warrants Outstanding	\$ -
Reserve for Interest on Warrants	\$ -
Reserves From Schedule 3	\$ -
TOTAL LIABILITIES AND RESERVES	\$ -
CASH FUND BALANCE JUNE 30, 2022	\$ -
TOTAL LIABILITIES, RESERVES AND CASH FUND BALANCE	\$ -

Schedule 5: Covid Aid Relief Fund Balance Sheet of Current and All Prior Years		
CURRENT AND ALL PRIOR YEARS	2021-22	PRE-2021
Cash Balance Reported to Excise Board June 30, 2021	\$ -	\$ 423.03
Opening Balance from Prior Year	\$ 423.03	\$ 423.03
Cash Fund Balance Transferred Out	\$ 423.03	\$ -
Cash Fund Balance Transferred In	\$ -	\$ -
Adjusted Cash Balance	\$ -	\$ -
Ad Valorem Tax Apportioned To Year In Caption	\$ -	\$ -
Sources of Revenue		
9000 Interest, Mortgage Tax	\$ -	\$ -
9100 Local Revenues	\$ -	\$ -
9200 State Revenues	\$ -	\$ -
9300 Federal Revenues	\$ -	\$ 1,350,353.09
9400 Miscellaneous Revenues	\$ -	\$ -
9500 Special Assessments	\$ -	\$ -
9600 Other Revenues	\$ -	\$ -
9700 School Revenues	\$ -	\$ -
All Other Non-Tax Revenues	\$ -	\$ -
Sales Tax and Sales Tax Interest	\$ -	\$ -
Cash Fund Balance Forward From Preceding Year	\$ -	\$ -
Prior Expenditures Recovered	\$ -	\$ -
TOTAL RECEIPTS	\$ -	\$ -
TOTAL RECEIPTS AND BALANCE	\$ -	\$ -
Warrants of Year in Caption	\$ -	\$ -
Interest Paid Thereon	\$ -	\$ -
TOTAL DISBURSEMENTS	\$ -	\$ -
CASH BALANCE JUNE 30, 2022	\$ -	\$ -
Reserve for Warrants Outstanding	\$ -	\$ -
Reserve for Interest on Warrants	\$ -	\$ -
Reserves From Schedule 8	\$ -	\$ -
TOTAL LIABILITES AND RESERVE	\$ -	\$ -
DEFICIT:	\$ -	\$ -
CASH BALANCE FORWARD TO NEXT YEAR	\$ -	\$ -

Schedule 9: Covid Aid Relief Fund Summary of Expenses				
Total for Expenses	Net Appropriations July 1, 2022	Warrants Issued	Reserves	Approved by County Excise Board
1100 Total Salaries	\$ -	\$ -	\$ -	\$ -
1200 Fringe Benefits	\$ -	\$ -	\$ -	\$ -
1300 Travel Related	\$ -	\$ -	\$ -	\$ -
2000 Total Maintenance & Operations	\$ -	\$ -	\$ -	\$ -
4100 Total Machinery & Equipment, Capital Outlay	\$ -	\$ -	\$ -	\$ -
All Other Expenses	\$ -	\$ -	\$ -	\$ -
TOTAL EXPENDITURES 2021-22 FISCAL YEAR	\$ -	\$ -	\$ -	\$ -

AMERICAN RESCUE PLAN ACT 2021 COVERING THE PERIOD 7/1/2021 TO 6/30/2022
ESTIMATE OF NEEDS FOR 2022-2023

I-1566

AMERICAN RESCUE PLAN ACT 2021

Schedule 1: Current Balance Sheet - June 30, 2022	
ASSETS:	
Cash Balances	\$ 9,872,252.55
Investments	\$ -
TOTAL ASSETS	\$ 9,872,252.55
LIABILITIES AND RESERVES:	
Warrants Outstanding	\$ 23,480.19
Reserve for Interest on Warrants	\$ -
Reserves From Schedule 3	\$ 210,503.56
TOTAL LIABILITIES AND RESERVES	\$ 233,983.75
CASH FUND BALANCE JUNE 30, 2022	\$ 9,638,268.80
TOTAL LIABILITIES, RESERVES AND CASH FUND BALANCE	\$ 9,872,252.55

Schedule 5: American Rescue Plan Act 2021 Fund Balance Sheet of Current and All Prior Years		
CURRENT AND ALL PRIOR YEARS	2021-22	PRE-2021
Cash Balance Reported to Excise Board June 30, 2021	\$ -	\$ 11,727,039.00
Opening Balance from Prior Year	\$ 11,705,039.00	\$ 11,705,039.00
Cash Fund Balance Transferred Out	\$ -	\$ -
Cash Fund Balance Transferred In	\$ -	\$ -
Adjusted Cash Balance	\$ 11,705,039.00	\$ 22,000.00
Ad Valorem Tax Apportioned To Year In Caption	\$ -	\$ -
Sources of Revenue		
9000 Interest, Mortgage Tax	\$ 11,287.03	\$ -
9100 Local Revenues	\$ -	\$ -
9200 State Revenues	\$ -	\$ -
9300 Federal Revenues	\$ -	\$ 11,727,039.00
9400 Miscellaneous Revenues	\$ -	\$ -
9500 Special Assessments	\$ -	\$ -
9600 Other Revenues	\$ -	\$ -
9700 School Revenues	\$ -	\$ -
All Other Non-Tax Revenues	\$ -	\$ -
Sales Tax and Sales Tax Interest	\$ -	\$ -
Cash Fund Balance Forward From Preceding Year	\$ 17,595.60	\$ -
Prior Expenditures Recovered	\$ -	\$ -
TOTAL RECEIPTS	\$ 28,882.63	\$ -
TOTAL RECEIPTS AND BALANCE	\$ 11,733,921.63	\$ 22,000.00
Warrants of Year in Caption	\$ 1,861,669.08	\$ 4,404.40
Interest Paid Thereon	\$ -	\$ -
TOTAL DISBURSEMENTS	\$ 1,861,669.08	\$ 4,404.40
CASH BALANCE JUNE 30, 2022	\$ 9,872,252.55	\$ 17,595.60
Reserve for Warrants Outstanding	\$ 23,480.19	\$ -
Reserve for Interest on Warrants	\$ -	\$ -
Reserves From Schedule 8	\$ 210,503.56	\$ -
TOTAL LIABILITES AND RESERVE	\$ 233,983.75	\$ -
DEFICIT:	\$ -	\$ -
CASH BALANCE FORWARD TO NEXT YEAR	\$ 9,638,268.80	\$ 17,595.60

Schedule 9: American Rescue Plan Act 2021 Fund Summary of Expenses				
Total for Expenses	Net Appropriations July 1, 2022	Warrants Issued	Reserves	Approved by County Excise Board
1100 Total Salaries	\$ 1,047,646.74	\$ 1,047,646.74	\$ -	\$ -
1200 Fringe Benefits	\$ 252,990.45	\$ 252,500.95	\$ 489.50	\$ -
1300 Travel Related	\$ -	\$ -	\$ -	\$ -
2000 Total Maintenance & Operations	\$ 9,132,416.76	\$ 585,001.58	\$ 210,014.06	\$ -
4100 Total Machinery & Equipment, Capital Outlay	\$ 1,300,000.00	\$ -	\$ -	\$ -
All Other Expenses	\$ -	\$ -	\$ -	\$ -
TOTAL EXPENDITURES 2021-22 FISCAL YEAR	\$ 11,733,053.95	\$ 1,885,149.27	\$ 210,503.56	\$ -

TOTAL OF SALES TAX REVENUE FUNDS COVERING THE PERIOD JULY 1, 2021 TO JUNE 30, 2022
ESTIMATE OF NEEDS FOR 2022-2023

EXHIBIT "I,ST" TOTALS

Schedule I: Current Balance Sheet - June 30, 2022	
ASSETS:	
Cash Balances	\$ 4,811,443.53
Investments	\$ -
TOTAL ASSETS	\$ 4,811,443.53
LIABILITIES AND RESERVES:	
Warrants Outstanding	\$ 315.00
Reserve for Interest on Warrants	\$ -
Reserves From Schedule 3	\$ 110,381.41
TOTAL LIABILITIES AND RESERVES	\$ 110,696.41
CASH FUND BALANCE JUNE 30, 2022	\$ 4,700,747.12
TOTAL LIABILITIES, RESERVES AND CASH FUND BALANCE	\$ 4,811,443.53

Schedule 5: Sales Tax Revenue Funds Balance Sheet of Current and All Prior Years		
CURRENT AND ALL PRIOR YEARS	2021-22	PRE-2021
Cash Balance Reported to Excise Board June 30, 2021	\$ -	\$ 3,870,273.27
Opening Balance from Prior Year	\$ 3,778,609.42	\$ 3,778,609.42
Cash Fund Balance Transferred Out	\$ -	\$ -
Cash Fund Balance Transferred In	\$ 29,142.84	\$ -
Adjusted Cash Balance	\$ 3,807,752.26	\$ 91,663.85
Ad Valorem Tax Apportioned To Year In Caption	\$ -	\$ -
Sources of Revenue		
9000 Interest, Mortgage Tax	\$ 355.71	\$ 823.87
9100 Local Revenues	\$ -	\$ -
9200 State Revenues	\$ 903,856.35	\$ 866,624.87
9300 Federal Revenues	\$ -	\$ -
9400 Miscellaneous Revenues	\$ 10,009.96	\$ 7,318.37
9500 Special Assessments	\$ -	\$ -
9600 Other Revenues	\$ -	\$ -
9700 School Revenues	\$ -	\$ -
All Other Non-Tax Revenues	\$ -	\$ -
Sales Tax and Sales Tax Interest	\$ 5,880,248.33	\$ 5,362,664.00
Cash Fund Balance Forward From Preceding Year	\$ 2,522.14	\$ -
Prior Expenditures Recovered	\$ -	\$ -
TOTAL RECEIPTS	\$ 6,796,992.49	\$ -
TOTAL RECEIPTS AND BALANCE	\$ 10,604,744.75	\$ 91,663.85
Warrants of Year in Caption	\$ 5,793,301.22	\$ 89,141.71
Interest Paid Thereon	\$ -	\$ -
TOTAL DISBURSEMENTS	\$ 5,793,301.22	\$ 89,141.71
CASH BALANCE JUNE 30, 2022	\$ 4,811,443.53	\$ 2,522.14
Reserve for Warrants Outstanding	\$ 315.00	\$ -
Reserve for Interest on Warrants	\$ -	\$ -
Reserves From Schedule 8	\$ 110,381.41	\$ -
TOTAL LIABILITES AND RESERVE	\$ 110,696.41	\$ -
DEFICIT:	\$ -	\$ -
CASH BALANCE FORWARD TO NEXT YEAR	\$ 4,700,747.12	\$ 2,522.14

Schedule 9: Sales Tax Revenue Funds Summary of Expenses				
Total for Expenses	Net Appropriations July 1, 2022	Warrants Issued	Reserves	Approved by County Excise Board
1100 Total Salaries	\$ -	\$ -	\$ -	\$ -
1200 Fringe Benefits	\$ -	\$ -	\$ -	\$ -
1300 Travel Related	\$ -	\$ -	\$ -	\$ -
2005 Total Maintenance & Operations	\$ 4,755,209.20	\$ 4,733,958.32	\$ 1,049.45	\$ 22,723.57
4110 Machinery & Equipment, Capital Outlay	\$ 4,811,241.55	\$ 577,422.03	\$ 109,331.96	\$ 4,124,487.56
All Other Expenses	\$ 482,235.87	\$ 482,235.87	\$ -	\$ -
TOTAL EXPENDITURES 2021-22 FISCAL YEAR	\$ 10,048,686.62	\$ 5,793,616.22	\$ 110,381.41	\$ 4,147,211.13

USE TAX SALES TAX COVERING THE PERIOD 7/1/2021 TO 6/30/2022
ESTIMATE OF NEEDS FOR 2022-2023

IST-1301

USE TAX SALES TAX

Schedule 1: Current Balance Sheet - June 30, 2022	
ASSETS:	
Cash Balances	\$ 3,163,229.84
Investments	\$ -
TOTAL ASSETS	\$ 3,163,229.84
LIABILITIES AND RESERVES:	
Warrants Outstanding	\$ -
Reserve for Interest on Warrants	\$ -
Reserves From Schedule 3	\$ -
TOTAL LIABILITIES AND RESERVES	\$ -
CASH FUND BALANCE JUNE 30, 2022	\$ 3,163,229.84
TOTAL LIABILITIES, RESERVES AND CASH FUND BALANCE	\$ 3,163,229.84

Schedule 5: Use Tax Sales Tax Fund Balance Sheet of Current and All Prior Years		
CURRENT AND ALL PRIOR YEARS	2021-22	PRE-2021
Cash Balance Reported to Excise Board June 30, 2021	\$ -	\$ 2,441,960.80
Opening Balance from Prior Year	\$ 2,441,960.80	\$ 2,441,960.80
Cash Fund Balance Transferred Out	\$ -	\$ -
Cash Fund Balance Transferred In	\$ 29,142.84	\$ -
Adjusted Cash Balance	\$ 2,471,103.64	\$ -
Ad Valorem Tax Apportioned To Year In Caption	\$ -	\$ -
Sources of Revenue		
9000 Interest, Mortgage Tax	\$ 236.85	\$ 503.96
9100 Local Revenues	\$ -	\$ -
9200 State Revenues	\$ 903,856.35	\$ 866,624.87
9300 Federal Revenues	\$ -	\$ -
9400 Miscellaneous Revenues	\$ 4,100.00	\$ -
9500 Special Assessments	\$ -	\$ -
9600 Other Revenues	\$ -	\$ -
9700 School Revenues	\$ -	\$ -
All Other Non-Tax Revenues	\$ -	\$ -
Sales Tax and Sales Tax Interest	\$ -	\$ -
Cash Fund Balance Forward From Preceding Year	\$ -	\$ -
Prior Expenditures Recovered	\$ -	\$ -
TOTAL RECEIPTS	\$ 908,193.20	\$ -
TOTAL RECEIPTS AND BALANCE	\$ 3,379,296.84	\$ -
Warrants of Year in Caption	\$ 216,067.00	\$ -
Interest Paid Thereon	\$ -	\$ -
TOTAL DISBURSEMENTS	\$ 216,067.00	\$ -
CASH BALANCE JUNE 30, 2022	\$ 3,163,229.84	\$ -
Reserve for Warrants Outstanding	\$ -	\$ -
Reserve for Interest on Warrants	\$ -	\$ -
Reserves From Schedule 8	\$ -	\$ -
TOTAL LIABILITES AND RESERVE	\$ -	\$ -
DEFICIT:	\$ -	\$ -
CASH BALANCE FORWARD TO NEXT YEAR	\$ 3,163,229.84	\$ -

Schedule 9: Use Tax Sales Tax Fund Summary of Expenses				
Total for Expenses	Net Appropriations July 1, 2022	Warrants Issued	Reserves	Approved by County Excise Board
1100 Total Salaries	\$ -	\$ -	\$ -	\$ -
1200 Fringe Benefits	\$ -	\$ -	\$ -	\$ -
1300 Travel Related	\$ -	\$ -	\$ -	\$ -
2000 Total Maintenance & Operations	\$ -	\$ -	\$ -	\$ -
4100 Total Machinery & Equipment, Capital Outlay	\$ 3,308,057.00	\$ 216,067.00	\$ -	\$ 3,091,990.00
All Other Expenses	\$ -	\$ -	\$ -	\$ -
TOTAL EXPENDITURES 2021-22 FISCAL YEAR	\$ 3,308,057.00	\$ 216,067.00	\$ -	\$ 3,091,990.00

FAIR MAINTENANCE SALES TAX COVERING THE PERIOD 7/1/2021 TO 6/30/2022
ESTIMATE OF NEEDS FOR 2022-2023

I.ST-1310

FAIR MAINTENANCE SALES TAX

Schedule 1: Current Balance Sheet - June 30, 2022	
ASSETS:	
Cash Balances	\$ 26,180.19
Investments	\$ -
TOTAL ASSETS	\$ 26,180.19
LIABILITIES AND RESERVES:	
Warrants Outstanding	\$ -
Reserve for Interest on Warrants	\$ -
Reserves From Schedule 3	\$ -
TOTAL LIABILITIES AND RESERVES	\$ -
CASH FUND BALANCE JUNE 30, 2022	\$ 26,180.19
TOTAL LIABILITIES, RESERVES AND CASH FUND BALANCE	\$ 26,180.19

Schedule 5: Fair Maintenance Sales Tax Fund Balance Sheet of Current and All Prior Years		
CURRENT AND ALL PRIOR YEARS	2021-22	PRE-2021
Cash Balance Reported to Excise Board June 30, 2021	\$ -	\$ 26,214.02
Opening Balance from Prior Year	\$ 26,214.02	\$ 26,214.02
Cash Fund Balance Transferred Out	\$ -	\$ -
Cash Fund Balance Transferred In	\$ -	\$ -
Adjusted Cash Balance	\$ 26,214.02	\$ -
Ad Valorem Tax Apportioned To Year In Caption	\$ -	\$ -
Sources of Revenue		
9000 Interest, Mortgage Tax	\$ 3.62	\$ 10.67
9100 Local Revenues	\$ -	\$ -
9200 State Revenues	\$ -	\$ -
9300 Federal Revenues	\$ -	\$ -
9400 Miscellaneous Revenues	\$ -	\$ -
9500 Special Assessments	\$ -	\$ -
9600 Other Revenues	\$ -	\$ -
9700 School Revenues	\$ -	\$ -
All Other Non-Tax Revenues	\$ -	\$ -
Sales Tax and Sales Tax Interest	\$ 317,533.41	\$ 300,104.46
Cash Fund Balance Forward From Preceding Year	\$ -	\$ -
Prior Expenditures Recovered	\$ -	\$ -
TOTAL RECEIPTS	\$ 317,537.03	\$ -
TOTAL RECEIPTS AND BALANCE	\$ 343,751.05	\$ -
Warrants of Year in Caption	\$ 317,570.86	\$ -
Interest Paid Thereon	\$ -	\$ -
TOTAL DISBURSEMENTS	\$ 317,570.86	\$ -
CASH BALANCE JUNE 30, 2022	\$ 26,180.19	\$ -
Reserve for Warrants Outstanding	\$ -	\$ -
Reserve for Interest on Warrants	\$ -	\$ -
Reserves From Schedule 8	\$ -	\$ -
TOTAL LIABILITES AND RESERVE	\$ -	\$ -
DEFICIT:	\$ -	\$ -
CASH BALANCE FORWARD TO NEXT YEAR	\$ 26,180.19	\$ -

Schedule 9: Fair Maintenance Sales Tax Fund Summary of Expenses				
Total for Expenses	Net Appropriations July 1, 2022	Warrants Issued	Reserves	Approved by County Excise Board
1100 Total Salaries	\$ -	\$ -	\$ -	\$ -
1200 Fringe Benefits	\$ -	\$ -	\$ -	\$ -
1300 Travel Related	\$ -	\$ -	\$ -	\$ -
2000 Total Maintenance & Operations	\$ -	\$ -	\$ -	\$ -
4100 Total Machinery & Equipment, Capital Outlay	\$ 317,570.86	\$ 317,570.86	\$ -	\$ -
All Other Expenses	\$ -	\$ -	\$ -	\$ -
TOTAL EXPENDITURES 2021-22 FISCAL YEAR	\$ 317,570.86	\$ 317,570.86	\$ -	\$ -

GENERAL GOV'T SALES TAX COVERING THE PERIOD 7/1/2021 TO 6/30/2022
ESTIMATE OF NEEDS FOR 2022-2023

I.S.T-1311

GENERAL GOV'T SALES TAX

Schedule 1: Current Balance Sheet - June 30, 2022	
ASSETS:	
Cash Balances	\$ 841,116.28
Investments	\$ -
TOTAL ASSETS	\$ 841,116.28
LIABILITIES AND RESERVES:	
Warrants Outstanding	\$ -
Reserve for Interest on Warrants	\$ -
Reserves From Schedule 3	\$ -
TOTAL LIABILITIES AND RESERVES	\$ -
CASH FUND BALANCE JUNE 30, 2022	\$ 841,116.28
TOTAL LIABILITIES, RESERVES AND CASH FUND BALANCE	\$ 841,116.28

Schedule 5: General Gov'T Sales Tax Fund Balance Sheet of Current and All Prior Years		
CURRENT AND ALL PRIOR YEARS	2021-22	PRE-2021
Cash Balance Reported to Excise Board June 30, 2021	\$ -	\$ 641,122.95
Opening Balance from Prior Year	\$ 641,122.95	\$ 641,122.95
Cash Fund Balance Transferred Out	\$ -	\$ -
Cash Fund Balance Transferred In	\$ -	\$ -
Adjusted Cash Balance	\$ 641,122.95	\$ -
Ad Valorem Tax Apportioned To Year In Caption	\$ -	\$ -
Sources of Revenue		
9000 Interest, Mortgage Tax	\$ 64.89	\$ 138.98
9100 Local Revenues	\$ -	\$ -
9200 State Revenues	\$ -	\$ -
9300 Federal Revenues	\$ -	\$ -
9400 Miscellaneous Revenues	\$ -	\$ -
9500 Special Assessments	\$ -	\$ -
9600 Other Revenues	\$ -	\$ -
9700 School Revenues	\$ -	\$ -
All Other Non-Tax Revenues	\$ -	\$ -
Sales Tax and Sales Tax Interest	\$ 199,928.44	\$ 179,700.44
Cash Fund Balance Forward From Preceding Year	\$ -	\$ -
Prior Expenditures Recovered	\$ -	\$ -
TOTAL RECEIPTS	\$ 199,993.33	\$ -
TOTAL RECEIPTS AND BALANCE	\$ 841,116.28	\$ -
Warrants of Year in Caption	\$ -	\$ -
Interest Paid Thereon	\$ -	\$ -
TOTAL DISBURSEMENTS	\$ -	\$ -
CASH BALANCE JUNE 30, 2022	\$ 841,116.28	\$ -
Reserve for Warrants Outstanding	\$ -	\$ -
Reserve for Interest on Warrants	\$ -	\$ -
Reserves From Schedule 8	\$ -	\$ -
TOTAL LIABILITES AND RESERVE	\$ -	\$ -
DEFICIT:	\$ -	\$ -
CASH BALANCE FORWARD TO NEXT YEAR	\$ 841,116.28	\$ -

Schedule 9: General Gov'T Sales Tax Fund Summary of Expenses				
Total for Expenses	Net Appropriations July 1, 2022	Warrants Issued	Reserves	Approved by County Excise Board
1100 Total Salaries	\$ -	\$ -	\$ -	\$ -
1200 Fringe Benefits	\$ -	\$ -	\$ -	\$ -
1300 Travel Related	\$ -	\$ -	\$ -	\$ -
2000 Total Maintenance & Operations	\$ -	\$ -	\$ -	\$ -
4100 Total Machinery & Equipment, Capital Outlay	\$ 824,632.46	\$ -	\$ -	\$ 824,632.46
All Other Expenses	\$ -	\$ -	\$ -	\$ -
TOTAL EXPENDITURES 2021-22 FISCAL YEAR	\$ 824,632.46	\$ -	\$ -	\$ 824,632.46

JAIL SALES TAX COVERING THE PERIOD 7/1/2021 TO 6/30/2022
ESTIMATE OF NEEDS FOR 2022-2023

I.ST-1315

JAIL SALES TAX

Schedule 1: Current Balance Sheet - June 30, 2022	
ASSETS:	
Cash Balances	\$ 387,854.63
Investments	\$ -
TOTAL ASSETS	\$ 387,854.63
LIABILITIES AND RESERVES:	
Warrants Outstanding	\$ -
Reserve for Interest on Warrants	\$ -
Reserves From Schedule 3	\$ -
TOTAL LIABILITIES AND RESERVES	\$ -
CASH FUND BALANCE JUNE 30, 2022	\$ 387,854.63
TOTAL LIABILITIES, RESERVES AND CASH FUND BALANCE	\$ 387,854.63

Schedule 5: Jail Sales Tax Fund Balance Sheet of Current and All Prior Years		
CURRENT AND ALL PRIOR YEARS	2021-22	PRE-2021
Cash Balance Reported to Excise Board June 30, 2021	\$ -	\$ 388,355.92
Opening Balance from Prior Year	\$ 388,355.92	\$ 388,355.92
Cash Fund Balance Transferred Out	\$ -	\$ -
Cash Fund Balance Transferred In	\$ -	\$ -
Adjusted Cash Balance	\$ 388,355.92	\$ -
Ad Valorem Tax Apportioned To Year In Caption	\$ -	\$ -
Sources of Revenue		
9000 Interest, Mortgage Tax	\$ 21.30	\$ 76.77
9100 Local Revenues	\$ -	\$ -
9200 State Revenues	\$ -	\$ -
9300 Federal Revenues	\$ -	\$ -
9400 Miscellaneous Revenues	\$ -	\$ -
9500 Special Assessments	\$ -	\$ -
9600 Other Revenues	\$ -	\$ -
9700 School Revenues	\$ -	\$ -
All Other Non-Tax Revenues	\$ -	\$ -
Sales Tax and Sales Tax Interest	\$ 4,704,198.62	\$ 3,764,101.28
Cash Fund Balance Forward From Preceding Year	\$ -	\$ -
Prior Expenditures Recovered	\$ -	\$ -
TOTAL RECEIPTS	\$ 4,704,219.92	\$ -
TOTAL RECEIPTS AND BALANCE	\$ 5,092,575.84	\$ -
Warrants of Year in Caption	\$ 4,704,721.21	\$ -
Interest Paid Thereon	\$ -	\$ -
TOTAL DISBURSEMENTS	\$ 4,704,721.21	\$ -
CASH BALANCE JUNE 30, 2022	\$ 387,854.63	\$ -
Reserve for Warrants Outstanding	\$ -	\$ -
Reserve for Interest on Warrants	\$ -	\$ -
Reserves From Schedule 8	\$ -	\$ -
TOTAL LIABILITES AND RESERVE	\$ -	\$ -
DEFICIT:	\$ -	\$ -
CASH BALANCE FORWARD TO NEXT YEAR	\$ 387,854.63	\$ -

Schedule 9: Jail Sales Tax Fund Summary of Expenses				
Total for Expenses	Net Appropriations July 1, 2022	Warrants Issued	Reserves	Approved by County Excise Board
1100 Total Salaries	\$ -	\$ -	\$ -	\$ -
1200 Fringe Benefits	\$ -	\$ -	\$ -	\$ -
1300 Travel Related	\$ -	\$ -	\$ -	\$ -
2000 Total Maintenance & Operations	\$ 4,704,721.21	\$ 4,704,721.21	\$ -	\$ -
4100 Total Machinery & Equipment, Capital Outlay	\$ -	\$ -	\$ -	\$ -
All Other Expenses	\$ -	\$ -	\$ -	\$ -
TOTAL EXPENDITURES 2021-22 FISCAL YEAR	\$ 4,704,721.21	\$ 4,704,721.21	\$ -	\$ -

SHERIFF SALES TAX COVERING THE PERIOD 7/1/2021 TO 6/30/2022
ESTIMATE OF NEEDS FOR 2022-2023

I.ST-1319

SHERIFF SALES TAX

Schedule 1: Current Balance Sheet - June 30, 2022	
ASSETS:	
Cash Balances	\$ 353,307.49
Investments	\$ -
TOTAL ASSETS	\$ 353,307.49
LIABILITIES AND RESERVES:	
Warrants Outstanding	\$ 315.00
Reserve for Interest on Warrants	\$ -
Reserves From Schedule 3	\$ 110,381.41
TOTAL LIABILITIES AND RESERVES	\$ 110,696.41
CASH FUND BALANCE JUNE 30, 2022	\$ 242,611.08
TOTAL LIABILITIES, RESERVES AND CASH FUND BALANCE	\$ 353,307.49

Schedule 5: Sheriff Sales Tax Fund Balance Sheet of Current and All Prior Years		
CURRENT AND ALL PRIOR YEARS	2021-22	PRE-2021
Cash Balance Reported to Excise Board June 30, 2021	\$ -	\$ 288,392.39
Opening Balance from Prior Year	\$ 241,149.25	\$ 241,149.25
Cash Fund Balance Transferred Out	\$ -	\$ -
Cash Fund Balance Transferred In	\$ -	\$ -
Adjusted Cash Balance	\$ 241,149.25	\$ 47,243.14
Ad Valorem Tax Apportioned To Year In Caption	\$ -	\$ -
Sources of Revenue		
9000 Interest, Mortgage Tax	\$ 24.96	\$ 63.67
9100 Local Revenues	\$ -	\$ -
9200 State Revenues	\$ -	\$ -
9300 Federal Revenues	\$ -	\$ -
9400 Miscellaneous Revenues	\$ 5,909.96	\$ 7,318.37
9500 Special Assessments	\$ -	\$ -
9600 Other Revenues	\$ -	\$ -
9700 School Revenues	\$ -	\$ -
All Other Non-Tax Revenues	\$ -	\$ -
Sales Tax and Sales Tax Interest	\$ 176,407.46	\$ 160,879.92
Cash Fund Balance Forward From Preceding Year	\$ 2,522.14	\$ -
Prior Expenditures Recovered	\$ -	\$ -
TOTAL RECEIPTS	\$ 184,864.52	\$ -
TOTAL RECEIPTS AND BALANCE	\$ 426,013.77	\$ 47,243.14
Warrants of Year in Caption	\$ 72,706.28	\$ 44,721.00
Interest Paid Thereon	\$ -	\$ -
TOTAL DISBURSEMENTS	\$ 72,706.28	\$ 44,721.00
CASH BALANCE JUNE 30, 2022	\$ 353,307.49	\$ 2,522.14
Reserve for Warrants Outstanding	\$ 315.00	\$ -
Reserve for Interest on Warrants	\$ -	\$ -
Reserves From Schedule 8	\$ 110,381.41	\$ -
TOTAL LIABILITES AND RESERVE	\$ 110,696.41	\$ -
DEFICIT:	\$ -	\$ -
CASH BALANCE FORWARD TO NEXT YEAR	\$ 242,611.08	\$ 2,522.14

Schedule 9: Sheriff Sales Tax Fund Summary of Expenses				
Total for Expenses	Net Appropriations July 1, 2022	Warrants Issued	Reserves	Approved by County Excise Board
1100 Total Salaries	\$ -	\$ -	\$ -	\$ -
1200 Fringe Benefits	\$ -	\$ -	\$ -	\$ -
1300 Travel Related	\$ -	\$ -	\$ -	\$ -
2000 Total Maintenance & Operations	\$ 50,487.99	\$ 29,237.11	\$ 1,049.45	\$ 22,723.57
4100 Total Machinery & Equipment, Capital Outlay	\$ 360,981.23	\$ 43,784.17	\$ 109,331.96	\$ 207,865.10
All Other Expenses	\$ -	\$ -	\$ -	\$ -
TOTAL EXPENDITURES 2021-22 FISCAL YEAR	\$ 411,469.22	\$ 73,021.28	\$ 110,381.41	\$ 230,588.67

RURAL FIRE SALES TAX COVERING THE PERIOD 7/1/2021 TO 6/30/2022
ESTIMATE OF NEEDS FOR 2022-2023

I,ST-1321

RURAL FIRE SALES TAX

Schedule 1: Current Balance Sheet - June 30, 2022	
ASSETS:	
Cash Balances	\$ 25,210.55
Investments	\$ -
TOTAL ASSETS	\$ 25,210.55
LIABILITIES AND RESERVES:	
Warrants Outstanding	\$ -
Reserve for Interest on Warrants	\$ -
Reserves From Schedule 3	\$ -
TOTAL LIABILITIES AND RESERVES	\$ -
CASH FUND BALANCE JUNE 30, 2022	\$ 25,210.55
TOTAL LIABILITIES, RESERVES AND CASH FUND BALANCE	\$ 25,210.55

Schedule 5: Rural Fire Sales Tax Fund Balance Sheet of Current and All Prior Years		
CURRENT AND ALL PRIOR YEARS	2021-22	PRE-2021
Cash Balance Reported to Excise Board June 30, 2021	\$ -	\$ 53,412.36
Opening Balance from Prior Year	\$ 25,243.13	\$ 25,243.13
Cash Fund Balance Transferred Out	\$ -	\$ -
Cash Fund Balance Transferred In	\$ -	\$ -
Adjusted Cash Balance	\$ 25,243.13	\$ 28,169.23
Ad Valorem Tax Apportioned To Year In Caption	\$ -	\$ -
Sources of Revenue		
9000 Interest, Mortgage Tax	\$ 2.55	\$ 6.13
9100 Local Revenues	\$ -	\$ -
9200 State Revenues	\$ -	\$ -
9300 Federal Revenues	\$ -	\$ -
9400 Miscellaneous Revenues	\$ -	\$ -
9500 Special Assessments	\$ -	\$ -
9600 Other Revenues	\$ -	\$ -
9700 School Revenues	\$ -	\$ -
All Other Non-Tax Revenues	\$ -	\$ -
Sales Tax and Sales Tax Interest	\$ 305,772.94	\$ 284,118.81
Cash Fund Balance Forward From Preceding Year	\$ -	\$ -
Prior Expenditures Recovered	\$ -	\$ -
TOTAL RECEIPTS	\$ 305,775.49	\$ -
TOTAL RECEIPTS AND BALANCE	\$ 331,018.62	\$ 28,169.23
Warrants of Year in Caption	\$ 305,808.07	\$ 28,169.23
Interest Paid Thereon	\$ -	\$ -
TOTAL DISBURSEMENTS	\$ 305,808.07	\$ 28,169.23
CASH BALANCE JUNE 30, 2022	\$ 25,210.55	\$ -
Reserve for Warrants Outstanding	\$ -	\$ -
Reserve for Interest on Warrants	\$ -	\$ -
Reserves From Schedule 8	\$ -	\$ -
TOTAL LIABILITES AND RESERVE	\$ -	\$ -
DEFICIT:	\$ -	\$ -
CASH BALANCE FORWARD TO NEXT YEAR	\$ 25,210.55	\$ -

Schedule 9: Rural Fire Sales Tax Fund Summary of Expenses				
Total for Expenses	Net Appropriations July 1, 2022	Warrants Issued	Reserves	Approved by County Excise Board
1100 Total Salaries	\$ -	\$ -	\$ -	\$ -
1200 Fringe Benefits	\$ -	\$ -	\$ -	\$ -
1300 Travel Related	\$ -	\$ -	\$ -	\$ -
2000 Total Maintenance & Operations	\$ -	\$ -	\$ -	\$ -
4100 Total Machinery & Equipment, Capital Outlay	\$ -	\$ -	\$ -	\$ -
All Other Expenses	\$ 305,808.07	\$ 305,808.07	\$ -	\$ -
TOTAL EXPENDITURES 2021-22 FISCAL YEAR	\$ 305,808.07	\$ 305,808.07	\$ -	\$ -

ECONOMIC DEVELOPMENT SALES TAX COVERING THE PERIOD 7/1/2021 TO 6/30/2022
ESTIMATE OF NEEDS FOR 2022-2023

LST-1325

ECONOMIC DEVELOPMENT SALES TAX

Schedule 1: Current Balance Sheet - June 30, 2022	
ASSETS:	
Cash Balances	\$ 14,544.55
Investments	\$ -
TOTAL ASSETS	\$ 14,544.55
LIABILITIES AND RESERVES:	
Warrants Outstanding	\$ -
Reserve for Interest on Warrants	\$ -
Reserves From Schedule 3	\$ -
TOTAL LIABILITIES AND RESERVES	\$ -
CASH FUND BALANCE JUNE 30, 2022	\$ 14,544.55
TOTAL LIABILITIES, RESERVES AND CASH FUND BALANCE	\$ 14,544.55

Schedule 5: Economic Development Sales Tax Fund Balance Sheet of Current and All Prior Years		
CURRENT AND ALL PRIOR YEARS	2021-22	PRE-2021
Cash Balance Reported to Excise Board June 30, 2021	\$ -	\$ 30,814.83
Opening Balance from Prior Year	\$ 14,563.35	\$ 14,563.35
Cash Fund Balance Transferred Out	\$ -	\$ -
Cash Fund Balance Transferred In	\$ -	\$ -
Adjusted Cash Balance	\$ 14,563.35	\$ 16,251.48
Ad Valorem Tax Apportioned To Year In Caption	\$ -	\$ -
Sources of Revenue		
9000 Interest, Mortgage Tax	\$ 1.54	\$ 23.69
9100 Local Revenues	\$ -	\$ -
9200 State Revenues	\$ -	\$ -
9300 Federal Revenues	\$ -	\$ -
9400 Miscellaneous Revenues	\$ -	\$ -
9500 Special Assessments	\$ -	\$ -
9600 Other Revenues	\$ -	\$ -
9700 School Revenues	\$ -	\$ -
All Other Non-Tax Revenues	\$ -	\$ -
Sales Tax and Sales Tax Interest	\$ 176,407.46	\$ 673,759.09
Cash Fund Balance Forward From Preceding Year	\$ -	\$ -
Prior Expenditures Recovered	\$ -	\$ -
TOTAL RECEIPTS	\$ 176,409.00	\$ -
TOTAL RECEIPTS AND BALANCE	\$ 190,972.35	\$ 16,251.48
Warrants of Year in Caption	\$ 176,427.80	\$ 16,251.48
Interest Paid Thereon	\$ -	\$ -
TOTAL DISBURSEMENTS	\$ 176,427.80	\$ 16,251.48
CASH BALANCE JUNE 30, 2022	\$ 14,544.55	\$ -
Reserve for Warrants Outstanding	\$ -	\$ -
Reserve for Interest on Warrants	\$ -	\$ -
Reserves From Schedule 8	\$ -	\$ -
TOTAL LIABILITIES AND RESERVE	\$ -	\$ -
DEFICIT:	\$ -	\$ -
CASH BALANCE FORWARD TO NEXT YEAR	\$ 14,544.55	\$ -

Schedule 9: Economic Development Sales Tax Fund Summary of Expenses				
Total for Expenses	Net Appropriations July 1, 2022	Warrants Issued	Reserves	Approved by County Excise Board
1100 Total Salaries	\$ -	\$ -	\$ -	\$ -
1200 Fringe Benefits	\$ -	\$ -	\$ -	\$ -
1300 Travel Related	\$ -	\$ -	\$ -	\$ -
2000 Total Maintenance & Operations	\$ -	\$ -	\$ -	\$ -
4100 Total Machinery & Equipment, Capital Outlay	\$ -	\$ -	\$ -	\$ -
All Other Expenses	\$ 176,427.80	\$ 176,427.80	\$ -	\$ -
TOTAL EXPENDITURES 2021-22 FISCAL YEAR	\$ 176,427.80	\$ 176,427.80	\$ -	\$ -

EXHIBIT "M" TOTALS

Schedule 1: Current Balance Sheet - June 30, 2022	
ASSETS:	
Cash Balances	\$ 4,347,610.39
Investments	\$ -
TOTAL ASSETS	\$ 4,347,610.39
LIABILITIES AND RESERVES:	
Warrants Outstanding	\$ 782,476.91
Reserve for Interest on Warrants	\$ -
Reserves From Schedule 3	\$ -
TOTAL LIABILITIES AND RESERVES	\$ 782,476.91
CASH FUND BALANCE JUNE 30, 2022	\$ 3,565,133.48
TOTAL LIABILITIES, RESERVES AND CASH FUND BALANCE	\$ 4,347,610.39

Schedule 5: Expendable Trust Funds Balance Sheet of Current and All Prior Years		
CURRENT AND ALL PRIOR YEARS	2021-22	PRE-2021
Cash Balance Reported to Excise Board June 30, 2021	\$ -	\$ 2,077,713.45
Opening Balance from Prior Year	\$ 2,076,849.18	\$ 2,076,849.18
Cash Fund Balance Transferred Out	\$ 68,773.79	\$ -
Cash Fund Balance Transferred In	\$ 272,307.83	\$ -
Adjusted Cash Balance	\$ 2,280,383.22	\$ 864.27
Ad Valorem Tax Apportioned To Year In Caption	\$ 66,515,354.52	\$ -
Sources of Revenue		
9000 Interest, Mortgage Tax	\$ 907,865.51	\$ 884,399.99
9100 Local Revenues	\$ 143,178.89	\$ 193,545.45
9200 State Revenues	\$ 1,392,711.45	\$ 1,355,961.25
9300 Federal Revenues	\$ -	\$ -
9400 Miscellaneous Revenues	\$ 430,921.39	\$ 454,996.10
9500 Special Assessments	\$ 477,025.79	\$ 428,013.62
9600 Other Revenues	\$ -	\$ -
9700 School Revenues	\$ 3,089,907.48	\$ 209,672.13
All Other Non-Tax Revenues	\$ -	\$ -
Sales Tax and Sales Tax Interest	\$ -	\$ -
Cash Fund Balance Forward From Preceding Year	\$ 18.50	\$ -
Prior Expenditures Recovered	\$ -	\$ -
TOTAL RECEIPTS	\$ 72,956,983.53	\$ -
TOTAL RECEIPTS AND BALANCE	\$ 75,237,366.75	\$ 864.27
Warrants of Year in Caption	\$ 70,889,756.36	\$ 845.77
Interest Paid Thereon	\$ -	\$ -
TOTAL DISBURSEMENTS	\$ 70,889,756.36	\$ 845.77
CASH BALANCE JUNE 30, 2022	\$ 4,347,610.39	\$ 18.50
Reserve for Warrants Outstanding	\$ 782,476.91	\$ -
Reserve for Interest on Warrants	\$ -	\$ -
Reserves From Schedule 8	\$ -	\$ -
TOTAL LIABILITES AND RESERVE	\$ 782,476.91	\$ -
DEFICIT:	\$ (0.00)	\$ -
CASH BALANCE FORWARD TO NEXT YEAR	\$ 3,565,133.48	\$ 18.50

Schedule 9: Expendable Trust Funds Summary of Expenses				
Total for Expenses	Net Appropriations July 1, 2022	Warrants Issued	Reserves	Approved by County Excise Board
1100 Total Salaries	\$ -	\$ -	\$ -	\$ -
1200 Fringe Benefits	\$ -	\$ -	\$ -	\$ -
1300 Travel Related	\$ -	\$ -	\$ -	\$ -
2005 Total Maintenance & Operations	\$ 71,839,366.92	\$ 71,672,233.27	\$ -	\$ -
4110 Machinery & Equipment, Capital Outlay	\$ -	\$ -	\$ -	\$ -
All Other Expenses	\$ -	\$ -	\$ -	\$ -
TOTAL EXPENDITURES 2021-22 FISCAL YEAR	\$ 71,839,366.92	\$ 71,672,233.27	\$ -	\$ -

COURT CLERK REVOLVING COVERING THE PERIOD 7/1/2021 TO 6/30/2022
ESTIMATE OF NEEDS FOR 2022-2023

M-7201

COURT CLERK REVOLVING

Schedule I: Current Balance Sheet - June 30, 2022	
ASSETS:	
Cash Balances	\$ -
Investments	\$ -
TOTAL ASSETS	\$ -
LIABILITIES AND RESERVES:	
Warrants Outstanding	\$ -
Reserve for Interest on Warrants	\$ -
Reserves From Schedule 3	\$ -
TOTAL LIABILITIES AND RESERVES	\$ -
CASH FUND BALANCE JUNE 30, 2022	\$ -
TOTAL LIABILITIES, RESERVES AND CASH FUND BALANCE	\$ -

Schedule 5: Court Clerk Revolving Fund Balance Sheet of Current and All Prior Years		
CURRENT AND ALL PRIOR YEARS	2021-22	PRE-2021
Cash Balance Reported to Excise Board June 30, 2021	\$ -	\$ 41,312.06
Opening Balance from Prior Year	\$ 40,629.49	\$ 40,629.49
Cash Fund Balance Transferred Out	\$ -	\$ -
Cash Fund Balance Transferred In	\$ -	\$ -
Adjusted Cash Balance	\$ 40,629.49	\$ 682.57
Ad Valorem Tax Apportioned To Year In Caption	\$ -	\$ -
Sources of Revenue		
9000 Interest, Mortgage Tax	\$ -	\$ -
9100 Local Revenues	\$ -	\$ 69,434.03
9200 State Revenues	\$ -	\$ -
9300 Federal Revenues	\$ -	\$ -
9400 Miscellaneous Revenues	\$ -	\$ -
9500 Special Assessments	\$ -	\$ -
9600 Other Revenues	\$ -	\$ -
9700 School Revenues	\$ -	\$ -
All Other Non-Tax Revenues	\$ -	\$ -
Sales Tax and Sales Tax Interest	\$ -	\$ -
Cash Fund Balance Forward From Preceding Year	\$ -	\$ -
Prior Expenditures Recovered	\$ -	\$ -
TOTAL RECEIPTS	\$ -	\$ -
TOTAL RECEIPTS AND BALANCE	\$ 40,629.49	\$ 682.57
Warrants of Year in Caption	\$ 40,629.49	\$ 682.57
Interest Paid Thereon	\$ -	\$ -
TOTAL DISBURSEMENTS	\$ 40,629.49	\$ 682.57
CASH BALANCE JUNE 30, 2022	\$ -	\$ -
Reserve for Warrants Outstanding	\$ -	\$ -
Reserve for Interest on Warrants	\$ -	\$ -
Reserves From Schedule 8	\$ -	\$ -
TOTAL LIABILITES AND RESERVE	\$ -	\$ -
DEFICIT:	\$ -	\$ -
CASH BALANCE FORWARD TO NEXT YEAR	\$ -	\$ -

Schedule 9: Court Clerk Revolving Fund Summary of Expenses				
Total for Expenses	Net Appropriations July 1, 2022	Warrants Issued	Reserves	Approved by County Excise Board
1100 Total Salaries	\$ -	\$ -	\$ -	\$ -
1200 Fringe Benefits	\$ -	\$ -	\$ -	\$ -
1300 Travel Related	\$ -	\$ -	\$ -	\$ -
2000 Total Maintenance & Operations	\$ 40,629.49	\$ 40,629.49	\$ -	\$ -
4100 Total Machinery & Equipment, Capital Outlay	\$ -	\$ -	\$ -	\$ -
All Other Expenses	\$ -	\$ -	\$ -	\$ -
TOTAL EXPENDITURES 2021-22 FISCAL YEAR	\$ 40,629.49	\$ 40,629.49	\$ -	\$ -

LAW LIBRARY COVERING THE PERIOD 7/1/2021 TO 6/30/2022
ESTIMATE OF NEEDS FOR 2022-2023

M-7205

LAW LIBRARY

Schedule 1: Current Balance Sheet - June 30, 2022	
ASSETS:	
Cash Balances	\$ 13,514.37
Investments	\$ -
TOTAL ASSETS	\$ 13,514.37
LIABILITIES AND RESERVES:	
Warrants Outstanding	\$ 1,309.61
Reserve for Interest on Warrants	\$ -
Reserves From Schedule 3	\$ -
TOTAL LIABILITIES AND RESERVES	\$ 1,309.61
CASH FUND BALANCE JUNE 30, 2022	\$ 12,204.76
TOTAL LIABILITIES, RESERVES AND CASH FUND BALANCE	\$ 13,514.37

Schedule 5: Law Library Fund Balance Sheet of Current and All Prior Years		
CURRENT AND ALL PRIOR YEARS	2021-22	PRE-2021
Cash Balance Reported to Excise Board June 30, 2021	\$ -	\$ 21,528.77
Opening Balance from Prior Year	\$ 21,365.57	\$ 21,365.57
Cash Fund Balance Transferred Out	\$ -	\$ -
Cash Fund Balance Transferred In	\$ -	\$ -
Adjusted Cash Balance	\$ 21,365.57	\$ 163.20
Ad Valorem Tax Apportioned To Year In Caption	\$ -	\$ -
Sources of Revenue		
9000 Interest, Mortgage Tax	\$ -	\$ -
9100 Local Revenues	\$ 48,339.84	\$ 43,489.18
9200 State Revenues	\$ -	\$ -
9300 Federal Revenues	\$ -	\$ -
9400 Miscellaneous Revenues	\$ 9,000.00	\$ 9,000.00
9500 Special Assessments	\$ -	\$ -
9600 Other Revenues	\$ -	\$ -
9700 School Revenues	\$ -	\$ -
All Other Non-Tax Revenues	\$ -	\$ -
Sales Tax and Sales Tax Interest	\$ -	\$ -
Cash Fund Balance Forward From Preceding Year	\$ 0.00	\$ -
Prior Expenditures Recovered	\$ -	\$ -
TOTAL RECEIPTS	\$ 57,339.84	\$ -
TOTAL RECEIPTS AND BALANCE	\$ 78,705.41	\$ 163.20
Warrants of Year in Caption	\$ 65,191.04	\$ 163.20
Interest Paid Thereon	\$ -	\$ -
TOTAL DISBURSEMENTS	\$ 65,191.04	\$ 163.20
CASH BALANCE JUNE 30, 2022	\$ 13,514.37	\$ 0.00
Reserve for Warrants Outstanding	\$ 1,309.61	\$ -
Reserve for Interest on Warrants	\$ -	\$ -
Reserves From Schedule 8	\$ -	\$ -
TOTAL LIABILITES AND RESERVE	\$ 1,309.61	\$ -
DEFICIT:	\$ -	\$ -
CASH BALANCE FORWARD TO NEXT YEAR	\$ 12,204.76	\$ 0.00

Schedule 9: Law Library Fund Summary of Expenses				
Total for Expenses	Net Appropriations July 1, 2022	Warrants Issued	Reserves	Approved by County Excise Board
1100 Total Salaries	\$ -	\$ -	\$ -	\$ -
1200 Fringe Benefits	\$ -	\$ -	\$ -	\$ -
1300 Travel Related	\$ -	\$ -	\$ -	\$ -
2000 Total Maintenance & Operations	\$ 74,440.86	\$ 66,500.65	\$ -	\$ -
4100 Total Machinery & Equipment, Capital Outlay	\$ -	\$ -	\$ -	\$ -
All Other Expenses	\$ -	\$ -	\$ -	\$ -
TOTAL EXPENDITURES 2021-22 FISCAL YEAR	\$ 74,440.86	\$ 66,500.65	\$ -	\$ -

DRUG COURT COVERING THE PERIOD 7/1/2021 TO 6/30/2022
ESTIMATE OF NEEDS FOR 2022-2023

M-7206

DRUG COURT

Schedule 1: Current Balance Sheet - June 30, 2022	
ASSETS:	
Cash Balances	\$ 34,888.59
Investments	\$ -
TOTAL ASSETS	\$ 34,888.59
LIABILITIES AND RESERVES:	
Warrants Outstanding	\$ -
Reserve for Interest on Warrants	\$ -
Reserves From Schedule 3	\$ -
TOTAL LIABILITIES AND RESERVES	\$ -
CASH FUND BALANCE JUNE 30, 2022	\$ 34,888.59
TOTAL LIABILITIES, RESERVES AND CASH FUND BALANCE	\$ 34,888.59

Schedule 5: Drug Court Fund Balance Sheet of Current and All Prior Years		
CURRENT AND ALL PRIOR YEARS	2021-22	PRE-2021
Cash Balance Reported to Excise Board June 30, 2021	\$ -	\$ -
Opening Balance from Prior Year	\$ -	\$ -
Cash Fund Balance Transferred Out	\$ -	\$ -
Cash Fund Balance Transferred In	\$ -	\$ -
Adjusted Cash Balance	\$ -	\$ -
Ad Valorem Tax Apportioned To Year In Caption	\$ -	\$ -
Sources of Revenue		
9000 Interest, Mortgage Tax	\$ -	\$ -
9100 Local Revenues	\$ 16,244.32	\$ -
9200 State Revenues	\$ -	\$ -
9300 Federal Revenues	\$ -	\$ -
9400 Miscellaneous Revenues	\$ 21,207.77	\$ -
9500 Special Assessments	\$ -	\$ -
9600 Other Revenues	\$ -	\$ -
9700 School Revenues	\$ -	\$ -
All Other Non-Tax Revenues	\$ -	\$ -
Sales Tax and Sales Tax Interest	\$ -	\$ -
Cash Fund Balance Forward From Preceding Year	\$ -	\$ -
Prior Expenditures Recovered	\$ -	\$ -
TOTAL RECEIPTS	\$ 37,452.09	\$ -
TOTAL RECEIPTS AND BALANCE	\$ 37,452.09	\$ -
Warrants of Year in Caption	\$ 2,563.50	\$ -
Interest Paid Thereon	\$ -	\$ -
TOTAL DISBURSEMENTS	\$ 2,563.50	\$ -
CASH BALANCE JUNE 30, 2022	\$ 34,888.59	\$ -
Reserve for Warrants Outstanding	\$ -	\$ -
Reserve for Interest on Warrants	\$ -	\$ -
Reserves From Schedule 8	\$ -	\$ -
TOTAL LIABILITES AND RESERVE	\$ -	\$ -
DEFICIT:	\$ -	\$ -
CASH BALANCE FORWARD TO NEXT YEAR	\$ 34,888.59	\$ -

Schedule 9: Drug Court Fund Summary of Expenses				
Total for Expenses	Net Appropriations July 1, 2022	Warrants Issued	Reserves	Approved by County Excise Board
1100 Total Salaries	\$ -	\$ -	\$ -	\$ -
1200 Fringe Benefits	\$ -	\$ -	\$ -	\$ -
1300 Travel Related	\$ -	\$ -	\$ -	\$ -
2000 Total Maintenance & Operations	\$ 35,299.75	\$ 2,563.50	\$ -	\$ -
4100 Total Machinery & Equipment, Capital Outlay	\$ -	\$ -	\$ -	\$ -
All Other Expenses	\$ -	\$ -	\$ -	\$ -
TOTAL EXPENDITURES 2021-22 FISCAL YEAR	\$ 35,299.75	\$ 2,563.50	\$ -	\$ -

M-7210

COURT CLERK PRESERVATION

Schedule 1: Current Balance Sheet - June 30, 2022	
ASSETS:	
Cash Balances	\$ 45,542.27
Investments	\$ -
TOTAL ASSETS	\$ 45,542.27
LIABILITIES AND RESERVES:	
Warrants Outstanding	\$ 35.00
Reserve for Interest on Warrants	\$ -
Reserves From Schedule 3	\$ -
TOTAL LIABILITIES AND RESERVES	\$ 35.00
CASH FUND BALANCE JUNE 30, 2022	\$ 45,507.27
TOTAL LIABILITIES, RESERVES AND CASH FUND BALANCE	\$ 45,542.27

Schedule 5: Court Clerk Preservation Fund Balance Sheet of Current and All Prior Years		
CURRENT AND ALL PRIOR YEARS	2021-22	PRE-2021
Cash Balance Reported to Excise Board June 30, 2021	\$ -	\$ 74,708.55
Opening Balance from Prior Year	\$ 74,708.55	\$ 74,708.55
Cash Fund Balance Transferred Out	\$ -	\$ -
Cash Fund Balance Transferred In	\$ -	\$ -
Adjusted Cash Balance	\$ 74,708.55	\$ -
Ad Valorem Tax Apportioned To Year In Caption	\$ -	\$ -
Sources of Revenue		
9000 Interest, Mortgage Tax	\$ -	\$ -
9100 Local Revenues	\$ 61,058.89	\$ 60,019.30
9200 State Revenues	\$ -	\$ -
9300 Federal Revenues	\$ -	\$ -
9400 Miscellaneous Revenues	\$ -	\$ -
9500 Special Assessments	\$ -	\$ -
9600 Other Revenues	\$ -	\$ -
9700 School Revenues	\$ -	\$ -
All Other Non-Tax Revenues	\$ -	\$ -
Sales Tax and Sales Tax Interest	\$ -	\$ -
Cash Fund Balance Forward From Preceding Year	\$ -	\$ -
Prior Expenditures Recovered	\$ -	\$ -
TOTAL RECEIPTS	\$ 61,058.89	\$ -
TOTAL RECEIPTS AND BALANCE	\$ 135,767.44	\$ -
Warrants of Year in Caption	\$ 90,225.17	\$ -
Interest Paid Thereon	\$ -	\$ -
TOTAL DISBURSEMENTS	\$ 90,225.17	\$ -
CASH BALANCE JUNE 30, 2022	\$ 45,542.27	\$ -
Reserve for Warrants Outstanding	\$ 35.00	\$ -
Reserve for Interest on Warrants	\$ -	\$ -
Reserves From Schedule 8	\$ -	\$ -
TOTAL LIABILITES AND RESERVE	\$ 35.00	\$ -
DEFICIT:	\$ -	\$ -
CASH BALANCE FORWARD TO NEXT YEAR	\$ 45,507.27	\$ -

Schedule 9: Court Clerk Preservation Fund Summary of Expenses				
Total for Expenses	Net Appropriations July 1, 2022	Warrants Issued	Reserves	Approved by County Excise Board
1100 Total Salaries	\$ -	\$ -	\$ -	\$ -
1200 Fringe Benefits	\$ -	\$ -	\$ -	\$ -
1300 Travel Related	\$ -	\$ -	\$ -	\$ -
2000 Total Maintenance & Operations	\$ 130,324.44	\$ 90,260.17	\$ -	\$ -
4100 Total Machinery & Equipment, Capital Outlay	\$ -	\$ -	\$ -	\$ -
All Other Expenses	\$ -	\$ -	\$ -	\$ -
TOTAL EXPENDITURES 2021-22 FISCAL YEAR	\$ 130,324.44	\$ 90,260.17	\$ -	\$ -

EXCESS RESALE COVERING THE PERIOD 7/1/2021 TO 6/30/2022
ESTIMATE OF NEEDS FOR 2022-2023

M-7402

EXCESS RESALE

Schedule 1: Current Balance Sheet - June 30, 2022	
ASSETS:	
Cash Balances	\$ 683,206.72
Investments	\$ -
TOTAL ASSETS	\$ 683,206.72
LIABILITIES AND RESERVES:	
Warrants Outstanding	\$ -
Reserve for Interest on Warrants	\$ -
Reserves From Schedule 3	\$ -
TOTAL LIABILITIES AND RESERVES	\$ -
CASH FUND BALANCE JUNE 30, 2022	\$ 683,206.72
TOTAL LIABILITIES, RESERVES AND CASH FUND BALANCE	\$ 683,206.72

Schedule 5: Excess Resale Fund Balance Sheet of Current and All Prior Years		
CURRENT AND ALL PRIOR YEARS	2021-22	PRE-2021
Cash Balance Reported to Excise Board June 30, 2021	\$ -	\$ 354,504.05
Opening Balance from Prior Year	\$ 354,504.05	\$ 354,504.05
Cash Fund Balance Transferred Out	\$ -	\$ -
Cash Fund Balance Transferred In	\$ -	\$ -
Adjusted Cash Balance	\$ 354,504.05	\$ -
Ad Valorem Tax Apportioned To Year In Caption	\$ 280,744.97	\$ -
Sources of Revenue		
9000 Interest, Mortgage Tax	\$ -	\$ -
9100 Local Revenues	\$ -	\$ -
9200 State Revenues	\$ -	\$ -
9300 Federal Revenues	\$ -	\$ -
9400 Miscellaneous Revenues	\$ -	\$ -
9500 Special Assessments	\$ 316,068.83	\$ 184,968.07
9600 Other Revenues	\$ -	\$ -
9700 School Revenues	\$ -	\$ -
All Other Non-Tax Revenues	\$ -	\$ -
Sales Tax and Sales Tax Interest	\$ -	\$ -
Cash Fund Balance Forward From Preceding Year	\$ -	\$ -
Prior Expenditures Recovered	\$ -	\$ -
TOTAL RECEIPTS	\$ 596,813.80	\$ -
TOTAL RECEIPTS AND BALANCE	\$ 951,317.85	\$ -
Warrants of Year in Caption	\$ 268,111.13	\$ -
Interest Paid Thereon	\$ -	\$ -
TOTAL DISBURSEMENTS	\$ 268,111.13	\$ -
CASH BALANCE JUNE 30, 2022	\$ 683,206.72	\$ -
Reserve for Warrants Outstanding	\$ -	\$ -
Reserve for Interest on Warrants	\$ -	\$ -
Reserves From Schedule 8	\$ -	\$ -
TOTAL LIABILITES AND RESERVE	\$ -	\$ -
DEFICIT:	\$ -	\$ -
CASH BALANCE FORWARD TO NEXT YEAR	\$ 683,206.72	\$ -

Schedule 9: Excess Resale Fund Summary of Expenses				
Total for Expenses	Net Appropriations July 1, 2022	Warrants Issued	Reserves	Approved by County Excise Board
1100 Total Salaries	\$ -	\$ -	\$ -	\$ -
1200 Fringe Benefits	\$ -	\$ -	\$ -	\$ -
1300 Travel Related	\$ -	\$ -	\$ -	\$ -
2000 Total Maintenance & Operations	\$ 354,504.05	\$ 268,111.13	\$ -	\$ -
4100 Total Machinery & Equipment, Capital Outlay	\$ -	\$ -	\$ -	\$ -
All Other Expenses	\$ -	\$ -	\$ -	\$ -
TOTAL EXPENDITURES 2021-22 FISCAL YEAR	\$ 354,504.05	\$ 268,111.13	\$ -	\$ -

TAX REFUNDS COVERING THE PERIOD 7/1/2021 TO 6/30/2022
ESTIMATE OF NEEDS FOR 2022-2023

M-7408

TAX REFUNDS

Schedule 1: Current Balance Sheet - June 30, 2022	
ASSETS:	
Cash Balances	\$ 646.89
Investments	\$ -
TOTAL ASSETS	\$ 646.89
LIABILITIES AND RESERVES:	
Warrants Outstanding	\$ 646.89
Reserve for Interest on Warrants	\$ -
Reserves From Schedule 3	\$ -
TOTAL LIABILITIES AND RESERVES	\$ 646.89
CASH FUND BALANCE JUNE 30, 2022	\$ (0.00)
TOTAL LIABILITIES, RESERVES AND CASH FUND BALANCE	\$ 646.89

Schedule 5: Tax Refunds Fund Balance Sheet of Current and All Prior Years		
CURRENT AND ALL PRIOR YEARS	2021-22	PRE-2021
Cash Balance Reported to Excise Board June 30, 2021	\$ -	\$ 18.50
Opening Balance from Prior Year	\$ -	\$ -
Cash Fund Balance Transferred Out	\$ 68,460.02	\$ -
Cash Fund Balance Transferred In	\$ 271,994.06	\$ -
Adjusted Cash Balance	\$ 203,534.04	\$ 18.50
Ad Valorem Tax Apportioned To Year In Caption	\$ -	\$ -
Sources of Revenue		
9000 Interest, Mortgage Tax	\$ -	\$ -
9100 Local Revenues	\$ -	\$ -
9200 State Revenues	\$ -	\$ -
9300 Federal Revenues	\$ -	\$ -
9400 Miscellaneous Revenues	\$ -	\$ -
9500 Special Assessments	\$ -	\$ -
9600 Other Revenues	\$ -	\$ -
9700 School Revenues	\$ -	\$ -
All Other Non-Tax Revenues	\$ -	\$ -
Sales Tax and Sales Tax Interest	\$ -	\$ -
Cash Fund Balance Forward From Preceding Year	\$ 18.50	\$ -
Prior Expenditures Recovered	\$ -	\$ -
TOTAL RECEIPTS	\$ 18.50	\$ -
TOTAL RECEIPTS AND BALANCE	\$ 203,552.54	\$ 18.50
Warrants of Year in Caption	\$ 202,905.65	\$ -
Interest Paid Thereon	\$ -	\$ -
TOTAL DISBURSEMENTS	\$ 202,905.65	\$ -
CASH BALANCE JUNE 30, 2022	\$ 646.89	\$ 18.50
Reserve for Warrants Outstanding	\$ 646.89	\$ -
Reserve for Interest on Warrants	\$ -	\$ -
Reserves From Schedule 8	\$ -	\$ -
TOTAL LIABILITES AND RESERVE	\$ 646.89	\$ -
DEFICIT:	\$ (0.00)	\$ -
CASH BALANCE FORWARD TO NEXT YEAR	\$ -	\$ 18.50

Schedule 9: Tax Refunds Fund Summary of Expenses				
Total for Expenses	Net Appropriations July 1, 2022	Warrants Issued	Reserves	Approved by County Excise Board
1100 Total Salaries	\$ -	\$ -	\$ -	\$ -
1200 Fringe Benefits	\$ -	\$ -	\$ -	\$ -
1300 Travel Related	\$ -	\$ -	\$ -	\$ -
2000 Total Maintenance & Operations	\$ 203,552.54	\$ 203,552.54	\$ -	\$ -
4100 Total Machinery & Equipment, Capital Outlay	\$ -	\$ -	\$ -	\$ -
All Other Expenses	\$ -	\$ -	\$ -	\$ -
TOTAL EXPENDITURES 2021-22 FISCAL YEAR	\$ 203,552.54	\$ 203,552.54	\$ -	\$ -

ESCROW ACCOUNT COVERING THE PERIOD 7/1/2021 TO 6/30/2022
ESTIMATE OF NEEDS FOR 2022-2023

M-7409

ESCROW ACCOUNT

Schedule 1: Current Balance Sheet - June 30, 2022	
ASSETS:	
Cash Balances	\$ -
Investments	\$ -
TOTAL ASSETS	\$ -
LIABILITIES AND RESERVES:	
Warrants Outstanding	\$ -
Reserve for Interest on Warrants	\$ -
Reserves From Schedule 3	\$ -
TOTAL LIABILITIES AND RESERVES	\$ -
CASH FUND BALANCE JUNE 30, 2022	\$ -
TOTAL LIABILITIES, RESERVES AND CASH FUND BALANCE	\$ -

Schedule 5: Escrow Account Fund Balance Sheet of Current and All Prior Years		
CURRENT AND ALL PRIOR YEARS	2021-22	PRE-2021
Cash Balance Reported to Excise Board June 30, 2021	\$ -	\$ -
Opening Balance from Prior Year	\$ -	\$ -
Cash Fund Balance Transferred Out	\$ -	\$ -
Cash Fund Balance Transferred In	\$ -	\$ -
Adjusted Cash Balance	\$ -	\$ -
Ad Valorem Tax Apportioned To Year In Caption	\$ -	\$ -
Sources of Revenue		
9000 Interest, Mortgage Tax	\$ -	\$ -
9100 Local Revenues	\$ -	\$ -
9200 State Revenues	\$ -	\$ -
9300 Federal Revenues	\$ -	\$ -
9400 Miscellaneous Revenues	\$ -	\$ 49,233.17
9500 Special Assessments	\$ -	\$ -
9600 Other Revenues	\$ -	\$ -
9700 School Revenues	\$ -	\$ -
All Other Non-Tax Revenues	\$ -	\$ -
Sales Tax and Sales Tax Interest	\$ -	\$ -
Cash Fund Balance Forward From Preceding Year	\$ -	\$ -
Prior Expenditures Recovered	\$ -	\$ -
TOTAL RECEIPTS	\$ -	\$ -
TOTAL RECEIPTS AND BALANCE	\$ -	\$ -
Warrants of Year in Caption	\$ -	\$ -
Interest Paid Thereon	\$ -	\$ -
TOTAL DISBURSEMENTS	\$ -	\$ -
CASH BALANCE JUNE 30, 2022	\$ -	\$ -
Reserve for Warrants Outstanding	\$ -	\$ -
Reserve for Interest on Warrants	\$ -	\$ -
Reserves From Schedule 8	\$ -	\$ -
TOTAL LIABILITES AND RESERVE	\$ -	\$ -
DEFICIT:	\$ -	\$ -
CASH BALANCE FORWARD TO NEXT YEAR	\$ -	\$ -

Schedule 9: Escrow Account Fund Summary of Expenses				
Total for Expenses	Net Appropriations July 1, 2022	Warrants Issued	Reserves	Approved by County Excise Board
1100 Total Salaries	\$ -	\$ -	\$ -	\$ -
1200 Fringe Benefits	\$ -	\$ -	\$ -	\$ -
1300 Travel Related	\$ -	\$ -	\$ -	\$ -
2000 Total Maintenance & Operations	\$ -	\$ -	\$ -	\$ -
4100 Total Machinery & Equipment, Capital Outlay	\$ -	\$ -	\$ -	\$ -
All Other Expenses	\$ -	\$ -	\$ -	\$ -
TOTAL EXPENDITURES 2021-22 FISCAL YEAR	\$ -	\$ -	\$ -	\$ -

M-7411

PROTESTED TAX ASSIGNED BY COUNTY

Schedule 1: Current Balance Sheet - June 30, 2022	
ASSETS:	
Cash Balances	\$ -
Investments	\$ -
TOTAL ASSETS	\$ -
LIABILITIES AND RESERVES:	
Warrants Outstanding	\$ -
Reserve for Interest on Warrants	\$ -
Reserves From Schedule 3	\$ -
TOTAL LIABILITIES AND RESERVES	\$ -
CASH FUND BALANCE JUNE 30, 2022	\$ -
TOTAL LIABILITIES, RESERVES AND CASH FUND BALANCE	\$ -

Schedule 5: Protested Tax Assigned By County Fund Balance Sheet of Current and All Prior Years		
CURRENT AND ALL PRIOR YEARS	2021-22	PRE-2021
Cash Balance Reported to Excise Board June 30, 2021	\$ -	\$ -
Opening Balance from Prior Year	\$ -	\$ -
Cash Fund Balance Transferred Out	\$ -	\$ -
Cash Fund Balance Transferred In	\$ -	\$ -
Adjusted Cash Balance	\$ -	\$ -
Ad Valorem Tax Apportioned To Year In Caption	\$ -	\$ -
Sources of Revenue		
9000 Interest, Mortgage Tax	\$ 429.38	\$ -
9100 Local Revenues	\$ -	\$ -
9200 State Revenues	\$ -	\$ -
9300 Federal Revenues	\$ -	\$ -
9400 Miscellaneous Revenues	\$ -	\$ -
9500 Special Assessments	\$ -	\$ -
9600 Other Revenues	\$ -	\$ -
9700 School Revenues	\$ -	\$ -
All Other Non-Tax Revenues	\$ -	\$ -
Sales Tax and Sales Tax Interest	\$ -	\$ -
Cash Fund Balance Forward From Preceding Year	\$ -	\$ -
Prior Expenditures Recovered	\$ -	\$ -
TOTAL RECEIPTS	\$ 429.38	\$ -
TOTAL RECEIPTS AND BALANCE	\$ 429.38	\$ -
Warrants of Year in Caption	\$ 429.38	\$ -
Interest Paid Thereon	\$ -	\$ -
TOTAL DISBURSEMENTS	\$ 429.38	\$ -
CASH BALANCE JUNE 30, 2022	\$ -	\$ -
Reserve for Warrants Outstanding	\$ -	\$ -
Reserve for Interest on Warrants	\$ -	\$ -
Reserves From Schedule 8	\$ -	\$ -
TOTAL LIABILITES AND RESERVE	\$ -	\$ -
DEFICIT:	\$ -	\$ -
CASH BALANCE FORWARD TO NEXT YEAR	\$ -	\$ -

Schedule 9: Protested Tax Assigned By County Fund Summary of Expenses				
Total for Expenses	Net Appropriations July 1, 2022	Warrants Issued	Reserves	Approved by County Excise Board
1100 Total Salaries	\$ -	\$ -	\$ -	\$ -
1200 Fringe Benefits	\$ -	\$ -	\$ -	\$ -
1300 Travel Related	\$ -	\$ -	\$ -	\$ -
2000 Total Maintenance & Operations	\$ 429.38	\$ 429.38	\$ -	\$ -
4100 Total Machinery & Equipment, Capital Outlay	\$ -	\$ -	\$ -	\$ -
All Other Expenses	\$ -	\$ -	\$ -	\$ -
TOTAL EXPENDITURES 2021-22 FISCAL YEAR	\$ 429.38	\$ 429.38	\$ -	\$ -

SCHOOLS ASSIGNED BY COUNTY COVERING THE PERIOD 7/1/2021 TO 6/30/2022
ESTIMATE OF NEEDS FOR 2022-2023

M-7500

SCHOOLS ASSIGNED BY COUNTY

Schedule 1: Current Balance Sheet - June 30, 2022	
ASSETS:	
Cash Balances	\$ 742,183.77
Investments	\$ -
TOTAL ASSETS	\$ 742,183.77
LIABILITIES AND RESERVES:	
Warrants Outstanding	\$ -
Reserve for Interest on Warrants	\$ -
Reserves From Schedule 3	\$ -
TOTAL LIABILITIES AND RESERVES	\$ -
CASH FUND BALANCE JUNE 30, 2022	\$ 742,183.77
TOTAL LIABILITIES, RESERVES AND CASH FUND BALANCE	\$ 742,183.77

Schedule 5: Schools Assigned By County Fund Balance Sheet of Current and All Prior Years		
CURRENT AND ALL PRIOR YEARS	2021-22	PRE-2021
Cash Balance Reported to Excise Board June 30, 2021	\$ -	\$ 651,987.93
Opening Balance from Prior Year	\$ 651,987.93	\$ 651,987.93
Cash Fund Balance Transferred Out	\$ 189.69	\$ -
Cash Fund Balance Transferred In	\$ -	\$ -
Adjusted Cash Balance	\$ 651,798.24	\$ -
Ad Valorem Tax Apportioned To Year In Caption	\$ 561,336.38	\$ -
Sources of Revenue		
9000 Interest, Mortgage Tax	\$ 15,235.62	\$ -
9100 Local Revenues	\$ 293.55	\$ -
9200 State Revenues	\$ 86.73	\$ -
9300 Federal Revenues	\$ -	\$ -
9400 Miscellaneous Revenues	\$ 4,061.83	\$ -
9500 Special Assessments	\$ -	\$ -
9600 Other Revenues	\$ -	\$ -
9700 School Revenues	\$ 2,202,247.36	\$ -
All Other Non-Tax Revenues	\$ -	\$ -
Sales Tax and Sales Tax Interest	\$ -	\$ -
Cash Fund Balance Forward From Preceding Year	\$ -	\$ -
Prior Expenditures Recovered	\$ -	\$ -
TOTAL RECEIPTS	\$ 2,783,261.47	\$ -
TOTAL RECEIPTS AND BALANCE	\$ 3,435,059.71	\$ -
Warrants of Year in Caption	\$ 2,692,875.94	\$ -
Interest Paid Thereon	\$ -	\$ -
TOTAL DISBURSEMENTS	\$ 2,692,875.94	\$ -
CASH BALANCE JUNE 30, 2022	\$ 742,183.77	\$ -
Reserve for Warrants Outstanding	\$ -	\$ -
Reserve for Interest on Warrants	\$ -	\$ -
Reserves From Schedule 8	\$ -	\$ -
TOTAL LIABILITIES AND RESERVE	\$ -	\$ -
DEFICIT:	\$ -	\$ -
CASH BALANCE FORWARD TO NEXT YEAR	\$ 742,183.77	\$ -

Schedule 9: Schools Assigned By County Fund Summary of Expenses				
Total for Expenses	Net Appropriations July 1, 2022	Warrants Issued	Reserves	Approved by County Excise Board
1100 Total Salaries	\$ -	\$ -	\$ -	\$ -
1200 Fringe Benefits	\$ -	\$ -	\$ -	\$ -
1300 Travel Related	\$ -	\$ -	\$ -	\$ -
2000 Total Maintenance & Operations	\$ 2,692,875.94	\$ 2,692,875.94	\$ -	\$ -
4100 Total Machinery & Equipment, Capital Outlay	\$ -	\$ -	\$ -	\$ -
All Other Expenses	\$ -	\$ -	\$ -	\$ -
TOTAL EXPENDITURES 2021-22 FISCAL YEAR	\$ 2,692,875.94	\$ 2,692,875.94	\$ -	\$ -

M-7509

COMMUNITY SERVICE SENTENCING PROGRAM

Schedule 1: Current Balance Sheet - June 30, 2022	
ASSETS:	
Cash Balances	\$ 160,367.94
Investments	\$ -
TOTAL ASSETS	\$ 160,367.94
LIABILITIES AND RESERVES:	
Warrants Outstanding	\$ -
Reserve for Interest on Warrants	\$ -
Reserves From Schedule 3	\$ -
TOTAL LIABILITIES AND RESERVES	\$ -
CASH FUND BALANCE JUNE 30, 2022	\$ 160,367.94
TOTAL LIABILITIES, RESERVES AND CASH FUND BALANCE	\$ 160,367.94

Schedule 5: Community Service Sentencing Program Fund Balance Sheet of Current and All Prior Years		
CURRENT AND ALL PRIOR YEARS	2021-22	PRE-2021
Cash Balance Reported to Excise Board June 30, 2021	\$ -	\$ 102,542.66
Opening Balance from Prior Year	\$ 102,542.66	\$ 102,542.66
Cash Fund Balance Transferred Out	\$ -	\$ -
Cash Fund Balance Transferred In	\$ -	\$ -
Adjusted Cash Balance	\$ 102,542.66	\$ -
Ad Valorem Tax Apportioned To Year In Caption	\$ 72,988.70	\$ -
Sources of Revenue		
9000 Interest, Mortgage Tax	\$ -	\$ -
9100 Local Revenues	\$ -	\$ -
9200 State Revenues	\$ 9.17	\$ 9.25
9300 Federal Revenues	\$ -	\$ -
9400 Miscellaneous Revenues	\$ -	\$ -
9500 Special Assessments	\$ -	\$ -
9600 Other Revenues	\$ -	\$ -
9700 School Revenues	\$ 111,237.64	\$ 25,019.54
All Other Non-Tax Revenues	\$ -	\$ -
Sales Tax and Sales Tax Interest	\$ -	\$ -
Cash Fund Balance Forward From Preceding Year	\$ -	\$ -
Prior Expenditures Recovered	\$ -	\$ -
TOTAL RECEIPTS	\$ 184,235.51	\$ -
TOTAL RECEIPTS AND BALANCE	\$ 286,778.17	\$ -
Warrants of Year in Caption	\$ 126,410.23	\$ -
Interest Paid Thereon	\$ -	\$ -
TOTAL DISBURSEMENTS	\$ 126,410.23	\$ -
CASH BALANCE JUNE 30, 2022	\$ 160,367.94	\$ -
Reserve for Warrants Outstanding	\$ -	\$ -
Reserve for Interest on Warrants	\$ -	\$ -
Reserves From Schedule 8	\$ -	\$ -
TOTAL LIABILITES AND RESERVE	\$ -	\$ -
DEFICIT:	\$ -	\$ -
CASH BALANCE FORWARD TO NEXT YEAR	\$ 160,367.94	\$ -

Schedule 9: Community Service Sentencing Program Fund Summary of Expenses				
Total for Expenses	Net Appropriations July 1, 2022	Warrants Issued	Reserves	Approved by County Excise Board
1100 Total Salaries	\$ -	\$ -	\$ -	\$ -
1200 Fringe Benefits	\$ -	\$ -	\$ -	\$ -
1300 Travel Related	\$ -	\$ -	\$ -	\$ -
2000 Total Maintenance & Operations	\$ 126,410.23	\$ 126,410.23	\$ -	\$ -
4100 Total Machinery & Equipment, Capital Outlay	\$ -	\$ -	\$ -	\$ -
All Other Expenses	\$ -	\$ -	\$ -	\$ -
TOTAL EXPENDITURES 2021-22 FISCAL YEAR	\$ 126,410.23	\$ 126,410.23	\$ -	\$ -

CITIES AND TOWNS COVERING THE PERIOD 7/1/2021 TO 6/30/2022
ESTIMATE OF NEEDS FOR 2022-2023

M-7510

CITIES AND TOWNS

Schedule 1: Current Balance Sheet - June 30, 2022	
ASSETS:	
Cash Balances	\$ 102,305.94
Investments	\$ -
TOTAL ASSETS	\$ 102,305.94
LIABILITIES AND RESERVES:	
Warrants Outstanding	\$ -
Reserve for Interest on Warrants	\$ -
Reserves From Schedule 3	\$ -
TOTAL LIABILITIES AND RESERVES	\$ -
CASH FUND BALANCE JUNE 30, 2022	\$ 102,305.94
TOTAL LIABILITIES, RESERVES AND CASH FUND BALANCE	\$ 102,305.94

Schedule 5: Cities And Towns Fund Balance Sheet of Current and All Prior Years		
CURRENT AND ALL PRIOR YEARS	2021-22	PRE-2021
Cash Balance Reported to Excise Board June 30, 2021	\$ -	\$ 63,374.29
Opening Balance from Prior Year	\$ 63,374.29	\$ 63,374.29
Cash Fund Balance Transferred Out	\$ -	\$ -
Cash Fund Balance Transferred In	\$ 189.69	\$ -
Adjusted Cash Balance	\$ 63,563.98	\$ -
Ad Valorem Tax Apportioned To Year In Caption	\$ -	\$ -
Sources of Revenue		
9000 Interest, Mortgage Tax	\$ -	\$ -
9100 Local Revenues	\$ -	\$ -
9200 State Revenues	\$ 6,247.63	\$ -
9300 Federal Revenues	\$ -	\$ -
9400 Miscellaneous Revenues	\$ -	\$ -
9500 Special Assessments	\$ -	\$ -
9600 Other Revenues	\$ -	\$ -
9700 School Revenues	\$ 276,340.82	\$ 184,652.59
All Other Non-Tax Revenues	\$ -	\$ -
Sales Tax and Sales Tax Interest	\$ -	\$ -
Cash Fund Balance Forward From Preceding Year	\$ -	\$ -
Prior Expenditures Recovered	\$ -	\$ -
TOTAL RECEIPTS	\$ 282,588.45	\$ -
TOTAL RECEIPTS AND BALANCE	\$ 346,152.43	\$ -
Warrants of Year in Caption	\$ 243,846.49	\$ -
Interest Paid Thereon	\$ -	\$ -
TOTAL DISBURSEMENTS	\$ 243,846.49	\$ -
CASH BALANCE JUNE 30, 2022	\$ 102,305.94	\$ -
Reserve for Warrants Outstanding	\$ -	\$ -
Reserve for Interest on Warrants	\$ -	\$ -
Reserves From Schedule 8	\$ -	\$ -
TOTAL LIABILITES AND RESERVE	\$ -	\$ -
DEFICIT:	\$ -	\$ -
CASH BALANCE FORWARD TO NEXT YEAR	\$ 102,305.94	\$ -

Schedule 9: Cities And Towns Fund Summary of Expenses				
Total for Expenses	Net Appropriations July 1, 2022	Warrants Issued	Reserves	Approved by County Excise Board
1100 Total Salaries	\$ -	\$ -	\$ -	\$ -
1200 Fringe Benefits	\$ -	\$ -	\$ -	\$ -
1300 Travel Related	\$ -	\$ -	\$ -	\$ -
2000 Total Maintenance & Operations	\$ 243,846.49	\$ 243,846.49	\$ -	\$ -
4100 Total Machinery & Equipment, Capital Outlay	\$ -	\$ -	\$ -	\$ -
All Other Expenses	\$ -	\$ -	\$ -	\$ -
TOTAL EXPENDITURES 2021-22 FISCAL YEAR	\$ 243,846.49	\$ 243,846.49	\$ -	\$ -

SPECIAL REVENUE COUNTY ASSIGNED COVERING THE PERIOD 7/1/2021 TO 6/30/2022
ESTIMATE OF NEEDS FOR 2022-2023

M-7513

SPECIAL REVENUE COUNTY ASSIGNED

Schedule 1: Current Balance Sheet - June 30, 2022	
ASSETS:	
Cash Balances	\$ 81.66
Investments	\$ -
TOTAL ASSETS	\$ 81.66
LIABILITIES AND RESERVES:	
Warrants Outstanding	\$ -
Reserve for Interest on Warrants	\$ -
Reserves From Schedule 3	\$ -
TOTAL LIABILITIES AND RESERVES	\$ -
CASH FUND BALANCE JUNE 30, 2022	\$ 81.66
TOTAL LIABILITIES, RESERVES AND CASH FUND BALANCE	\$ 81.66

Schedule 5: Special Revenue County Assigned Fund Balance Sheet of Current and All Prior Years		
CURRENT AND ALL PRIOR YEARS	2021-22	PRE-2021
Cash Balance Reported to Excise Board June 30, 2021	\$ -	\$ -
Opening Balance from Prior Year	\$ -	\$ -
Cash Fund Balance Transferred Out	\$ -	\$ -
Cash Fund Balance Transferred In	\$ 81.66	\$ -
Adjusted Cash Balance	\$ 81.66	\$ -
Ad Valorem Tax Apportioned To Year In Caption	\$ -	\$ -
Sources of Revenue		
9000 Interest, Mortgage Tax	\$ -	\$ -
9100 Local Revenues	\$ -	\$ -
9200 State Revenues	\$ -	\$ -
9300 Federal Revenues	\$ -	\$ -
9400 Miscellaneous Revenues	\$ -	\$ -
9500 Special Assessments	\$ -	\$ -
9600 Other Revenues	\$ -	\$ -
9700 School Revenues	\$ -	\$ -
All Other Non-Tax Revenues	\$ -	\$ -
Sales Tax and Sales Tax Interest	\$ -	\$ -
Cash Fund Balance Forward From Preceding Year	\$ -	\$ -
Prior Expenditures Recovered	\$ -	\$ -
TOTAL RECEIPTS	\$ -	\$ -
TOTAL RECEIPTS AND BALANCE	\$ 81.66	\$ -
Warrants of Year in Caption	\$ -	\$ -
Interest Paid Thereon	\$ -	\$ -
TOTAL DISBURSEMENTS	\$ -	\$ -
CASH BALANCE JUNE 30, 2022	\$ 81.66	\$ -
Reserve for Warrants Outstanding	\$ -	\$ -
Reserve for Interest on Warrants	\$ -	\$ -
Reserves From Schedule 8	\$ -	\$ -
TOTAL LIABILITES AND RESERVE	\$ -	\$ -
DEFICIT:	\$ -	\$ -
CASH BALANCE FORWARD TO NEXT YEAR	\$ 81.66	\$ -

Schedule 9: Special Revenue County Assigned Fund Summary of Expenses				
Total for Expenses	Net Appropriations July 1, 2022	Warrants Issued	Reserves	Approved by County Excise Board
1100 Total Salaries	\$ -	\$ -	\$ -	\$ -
1200 Fringe Benefits	\$ -	\$ -	\$ -	\$ -
1300 Travel Related	\$ -	\$ -	\$ -	\$ -
2000 Total Maintenance & Operations	\$ -	\$ -	\$ -	\$ -
4100 Total Machinery & Equipment, Capital Outlay	\$ -	\$ -	\$ -	\$ -
All Other Expenses	\$ -	\$ -	\$ -	\$ -
TOTAL EXPENDITURES 2021-22 FISCAL YEAR	\$ -	\$ -	\$ -	\$ -

SPECIAL REVENUE COUNTY ASSIGNED COVERING THE PERIOD 7/1/2021 TO 6/30/2022
ESTIMATE OF NEEDS FOR 2022-2023

M-7514

SPECIAL REVENUE COUNTY ASSIGNED

Schedule 1: Current Balance Sheet - June 30, 2022	
ASSETS:	
Cash Balances	\$ 500,000.00
Investments	\$ -
TOTAL ASSETS	\$ 500,000.00
LIABILITIES AND RESERVES:	
Warrants Outstanding	\$ -
Reserve for Interest on Warrants	\$ -
Reserves From Schedule 3	\$ -
TOTAL LIABILITIES AND RESERVES	\$ -
CASH FUND BALANCE JUNE 30, 2022	\$ 500,000.00
TOTAL LIABILITIES, RESERVES AND CASH FUND BALANCE	\$ 500,000.00

Schedule 5: Special Revenue County Assigned Fund Balance Sheet of Current and All Prior Years		
CURRENT AND ALL PRIOR YEARS	2021-22	PRE-2021
Cash Balance Reported to Excise Board June 30, 2021	\$ -	\$ -
Opening Balance from Prior Year	\$ -	\$ -
Cash Fund Balance Transferred Out	\$ 81.66	\$ -
Cash Fund Balance Transferred In	\$ -	\$ -
Adjusted Cash Balance	\$ (81.66)	\$ -
Ad Valorem Tax Apportioned To Year In Caption	\$ -	\$ -
Sources of Revenue		
9000 Interest, Mortgage Tax	\$ -	\$ -
9100 Local Revenues	\$ -	\$ -
9200 State Revenues	\$ -	\$ -
9300 Federal Revenues	\$ -	\$ -
9400 Miscellaneous Revenues	\$ -	\$ -
9500 Special Assessments	\$ -	\$ -
9600 Other Revenues	\$ -	\$ -
9700 School Revenues	\$ 500,081.66	\$ -
All Other Non-Tax Revenues	\$ -	\$ -
Sales Tax and Sales Tax Interest	\$ -	\$ -
Cash Fund Balance Forward From Preceding Year	\$ -	\$ -
Prior Expenditures Recovered	\$ -	\$ -
TOTAL RECEIPTS	\$ 500,081.66	\$ -
TOTAL RECEIPTS AND BALANCE	\$ 500,000.00	\$ -
Warrants of Year in Caption	\$ -	\$ -
Interest Paid Thereon	\$ -	\$ -
TOTAL DISBURSEMENTS	\$ -	\$ -
CASH BALANCE JUNE 30, 2022	\$ 500,000.00	\$ -
Reserve for Warrants Outstanding	\$ -	\$ -
Reserve for Interest on Warrants	\$ -	\$ -
Reserves From Schedule 8	\$ -	\$ -
TOTAL LIABILITES AND RESERVE	\$ -	\$ -
DEFICIT:	\$ -	\$ -
CASH BALANCE FORWARD TO NEXT YEAR	\$ 500,000.00	\$ -

Schedule 9: Special Revenue County Assigned Fund Summary of Expenses				
Total for Expenses	Net Appropriations July 1, 2022	Warrants Issued	Reserves	Approved by County Excise Board
1100 Total Salaries	\$ -	\$ -	\$ -	\$ -
1200 Fringe Benefits	\$ -	\$ -	\$ -	\$ -
1300 Travel Related	\$ -	\$ -	\$ -	\$ -
2000 Total Maintenance & Operations	\$ -	\$ -	\$ -	\$ -
4100 Total Machinery & Equipment, Capital Outlay	\$ -	\$ -	\$ -	\$ -
All Other Expenses	\$ -	\$ -	\$ -	\$ -
TOTAL EXPENDITURES 2021-22 FISCAL YEAR	\$ -	\$ -	\$ -	\$ -

INDEPENDENT SCHOOL REMIT COVERING THE PERIOD 7/1/2021 TO 6/30/2022
ESTIMATE OF NEEDS FOR 2022-2023

M-7702

INDEPENDENT SCHOOL REMIT

Schedule 1: Current Balance Sheet - June 30, 2022	
ASSETS:	
Cash Balances	\$ 435,283.24
Investments	\$ -
TOTAL ASSETS	\$ 435,283.24
LIABILITIES AND RESERVES:	
Warrants Outstanding	\$ -
Reserve for Interest on Warrants	\$ -
Reserves From Schedule 3	\$ -
TOTAL LIABILITIES AND RESERVES	\$ -
CASH FUND BALANCE JUNE 30, 2022	\$ 435,283.24
TOTAL LIABILITIES, RESERVES AND CASH FUND BALANCE	\$ 435,283.24

Schedule 5: Independent School Remit Fund Balance Sheet of Current and All Prior Years		
CURRENT AND ALL PRIOR YEARS	2021-22	PRE-2021
Cash Balance Reported to Excise Board June 30, 2021	\$ -	\$ 521,424.05
Opening Balance from Prior Year	\$ 521,424.05	\$ 521,424.05
Cash Fund Balance Transferred Out	\$ 42.42	\$ -
Cash Fund Balance Transferred In	\$ -	\$ -
Adjusted Cash Balance	\$ 521,381.63	\$ -
Ad Valorem Tax Apportioned To Year In Caption	\$ 48,305,658.47	\$ -
Sources of Revenue		
9000 Interest, Mortgage Tax	\$ 892,200.51	\$ 884,399.99
9100 Local Revenues	\$ 17,242.29	\$ 20,602.94
9200 State Revenues	\$ 21,159.06	\$ 26,381.35
9300 Federal Revenues	\$ -	\$ -
9400 Miscellaneous Revenues	\$ 196,651.80	\$ 196,762.93
9500 Special Assessments	\$ -	\$ -
9600 Other Revenues	\$ -	\$ -
9700 School Revenues	\$ -	\$ -
All Other Non-Tax Revenues	\$ -	\$ -
Sales Tax and Sales Tax Interest	\$ -	\$ -
Cash Fund Balance Forward From Preceding Year	\$ -	\$ -
Prior Expenditures Recovered	\$ -	\$ -
TOTAL RECEIPTS	\$ 49,432,912.13	\$ -
TOTAL RECEIPTS AND BALANCE	\$ 49,954,293.76	\$ -
Warrants of Year in Caption	\$ 49,519,010.52	\$ -
Interest Paid Thereon	\$ -	\$ -
TOTAL DISBURSEMENTS	\$ 49,519,010.52	\$ -
CASH BALANCE JUNE 30, 2022	\$ 435,283.24	\$ -
Reserve for Warrants Outstanding	\$ -	\$ -
Reserve for Interest on Warrants	\$ -	\$ -
Reserves From Schedule 8	\$ -	\$ -
TOTAL LIABILITES AND RESERVE	\$ -	\$ -
DEFICIT:	\$ -	\$ -
CASH BALANCE FORWARD TO NEXT YEAR	\$ 435,283.24	\$ -

Schedule 9: Independent School Remit Fund Summary of Expenses				
Total for Expenses	Net Appropriations July 1, 2022	Warrants Issued	Reserves	Approved by County Excise Board
1100 Total Salaries	\$ -	\$ -	\$ -	\$ -
1200 Fringe Benefits	\$ -	\$ -	\$ -	\$ -
1300 Travel Related	\$ -	\$ -	\$ -	\$ -
2000 Total Maintenance & Operations	\$ 49,519,010.52	\$ 49,519,010.52	\$ -	\$ -
4100 Total Machinery & Equipment, Capital Outlay	\$ -	\$ -	\$ -	\$ -
All Other Expenses	\$ -	\$ -	\$ -	\$ -
TOTAL EXPENDITURES 2021-22 FISCAL YEAR	\$ 49,519,010.52	\$ 49,519,010.52	\$ -	\$ -

MUNICIPAL-CITY-TOWN REMIT COVERING THE PERIOD 7/1/2021 TO 6/30/2022
ESTIMATE OF NEEDS FOR 2022-2023

M-7703

MUNICIPAL-CITY-TOWN REMIT

Schedule 1: Current Balance Sheet - June 30, 2022	
ASSETS:	
Cash Balances	\$ 209,665.75
Investments	\$ -
TOTAL ASSETS	\$ 209,665.75
LIABILITIES AND RESERVES:	
Warrants Outstanding	\$ -
Reserve for Interest on Warrants	\$ -
Reserves From Schedule 3	\$ -
TOTAL LIABILITIES AND RESERVES	\$ -
CASH FUND BALANCE JUNE 30, 2022	\$ 209,665.75
TOTAL LIABILITIES, RESERVES AND CASH FUND BALANCE	\$ 209,665.75

Schedule 5: Municipal-City-Town Remit Fund Balance Sheet of Current and All Prior Years		
CURRENT AND ALL PRIOR YEARS	2021-22	PRE-2021
Cash Balance Reported to Excise Board June 30, 2021	\$ -	\$ 234,347.99
Opening Balance from Prior Year	\$ 234,347.99	\$ 234,347.99
Cash Fund Balance Transferred Out	\$ -	\$ -
Cash Fund Balance Transferred In	\$ -	\$ -
Adjusted Cash Balance	\$ 234,347.99	\$ -
Ad Valorem Tax Apportioned To Year In Caption	\$ 4,857,049.70	\$ -
Sources of Revenue		
9000 Interest, Mortgage Tax	\$ -	\$ -
9100 Local Revenues	\$ -	\$ -
9200 State Revenues	\$ 1,360,186.64	\$ 1,329,570.65
9300 Federal Revenues	\$ -	\$ -
9400 Miscellaneous Revenues	\$ 199,999.99	\$ 200,000.00
9500 Special Assessments	\$ 160,956.96	\$ 243,045.55
9600 Other Revenues	\$ -	\$ -
9700 School Revenues	\$ -	\$ -
All Other Non-Tax Revenues	\$ -	\$ -
Sales Tax and Sales Tax Interest	\$ -	\$ -
Cash Fund Balance Forward From Preceding Year	\$ -	\$ -
Prior Expenditures Recovered	\$ -	\$ -
TOTAL RECEIPTS	\$ 6,578,193.29	\$ -
TOTAL RECEIPTS AND BALANCE	\$ 6,812,541.28	\$ -
Warrants of Year in Caption	\$ 6,602,875.53	\$ -
Interest Paid Thereon	\$ -	\$ -
TOTAL DISBURSEMENTS	\$ 6,602,875.53	\$ -
CASH BALANCE JUNE 30, 2022	\$ 209,665.75	\$ -
Reserve for Warrants Outstanding	\$ -	\$ -
Reserve for Interest on Warrants	\$ -	\$ -
Reserves From Schedule 8	\$ -	\$ -
TOTAL LIABILITES AND RESERVE	\$ -	\$ -
DEFICIT:	\$ -	\$ -
CASH BALANCE FORWARD TO NEXT YEAR	\$ 209,665.75	\$ -

Schedule 9: Municipal-City-Town Remit Fund Summary of Expenses				
Total for Expenses	Net Appropriations July 1, 2022	Warrants Issued	Reserves	Approved by County Excise Board
1100 Total Salaries	\$ -	\$ -	\$ -	\$ -
1200 Fringe Benefits	\$ -	\$ -	\$ -	\$ -
1300 Travel Related	\$ -	\$ -	\$ -	\$ -
2000 Total Maintenance & Operations	\$ 6,602,875.53	\$ 6,602,875.53	\$ -	\$ -
4100 Total Machinery & Equipment, Capital Outlay	\$ -	\$ -	\$ -	\$ -
All Other Expenses	\$ -	\$ -	\$ -	\$ -
TOTAL EXPENDITURES 2021-22 FISCAL YEAR	\$ 6,602,875.53	\$ 6,602,875.53	\$ -	\$ -

CAREER TECH REMIT COVERING THE PERIOD 7/1/2021 TO 6/30/2022
ESTIMATE OF NEEDS FOR 2022-2023

M-7706

CAREER TECH REMIT

Schedule 1: Current Balance Sheet - June 30, 2022	
ASSETS:	
Cash Balances	\$ 393,091.72
Investments	\$ -
TOTAL ASSETS	\$ 393,091.72
LIABILITIES AND RESERVES:	
Warrants Outstanding	\$ -
Reserve for Interest on Warrants	\$ -
Reserves From Schedule 3	\$ -
TOTAL LIABILITIES AND RESERVES	\$ -
CASH FUND BALANCE JUNE 30, 2022	\$ 393,091.72
TOTAL LIABILITIES, RESERVES AND CASH FUND BALANCE	\$ 393,091.72

Schedule 5: Career Tech Remit Fund Balance Sheet of Current and All Prior Years		
CURRENT AND ALL PRIOR YEARS	2021-22	PRE-2021
Cash Balance Reported to Excise Board June 30, 2021	\$ -	\$ -
Opening Balance from Prior Year	\$ -	\$ -
Cash Fund Balance Transferred Out	\$ -	\$ -
Cash Fund Balance Transferred In	\$ 42.42	\$ -
Adjusted Cash Balance	\$ 42.42	\$ -
Ad Valorem Tax Apportioned To Year In Caption	\$ 11,422,709.37	\$ -
Sources of Revenue		
9000 Interest, Mortgage Tax	\$ -	\$ -
9100 Local Revenues	\$ -	\$ -
9200 State Revenues	\$ 5,022.22	\$ -
9300 Federal Revenues	\$ -	\$ -
9400 Miscellaneous Revenues	\$ -	\$ -
9500 Special Assessments	\$ -	\$ -
9600 Other Revenues	\$ -	\$ -
9700 School Revenues	\$ -	\$ -
All Other Non-Tax Revenues	\$ -	\$ -
Sales Tax and Sales Tax Interest	\$ -	\$ -
Cash Fund Balance Forward From Preceding Year	\$ -	\$ -
Prior Expenditures Recovered	\$ -	\$ -
TOTAL RECEIPTS	\$ 11,427,731.59	\$ -
TOTAL RECEIPTS AND BALANCE	\$ 11,427,774.01	\$ -
Warrants of Year in Caption	\$ 11,034,682.29	\$ -
Interest Paid Thereon	\$ -	\$ -
TOTAL DISBURSEMENTS	\$ 11,034,682.29	\$ -
CASH BALANCE JUNE 30, 2022	\$ 393,091.72	\$ -
Reserve for Warrants Outstanding	\$ -	\$ -
Reserve for Interest on Warrants	\$ -	\$ -
Reserves From Schedule 8	\$ -	\$ -
TOTAL LIABILITES AND RESERVE	\$ -	\$ -
DEFICIT:	\$ -	\$ -
CASH BALANCE FORWARD TO NEXT YEAR	\$ 393,091.72	\$ -

Schedule 9: Career Tech Remit Fund Summary of Expenses				
Total for Expenses	Net Appropriations July 1, 2022	Warrants Issued	Reserves	Approved by County Excise Board
1100 Total Salaries	\$ -	\$ -	\$ -	\$ -
1200 Fringe Benefits	\$ -	\$ -	\$ -	\$ -
1300 Travel Related	\$ -	\$ -	\$ -	\$ -
2000 Total Maintenance & Operations	\$ 11,034,682.29	\$ 11,034,682.29	\$ -	\$ -
4100 Total Machinery & Equipment, Capital Outlay	\$ -	\$ -	\$ -	\$ -
All Other Expenses	\$ -	\$ -	\$ -	\$ -
TOTAL EXPENDITURES 2021-22 FISCAL YEAR	\$ 11,034,682.29	\$ 11,034,682.29	\$ -	\$ -

TAX INCREMENT FINANCING DISTRICT COVERING THE PERIOD 7/1/2021 TO 6/30/2022
ESTIMATE OF NEEDS FOR 2022-2023

M-7713

TAX INCREMENT FINANCING DISTRICT

Schedule 1: Current Balance Sheet - June 30, 2022	
ASSETS:	
Cash Balances	\$ 1,026,831.53
Investments	\$ -
TOTAL ASSETS	\$ 1,026,831.53
LIABILITIES AND RESERVES:	
Warrants Outstanding	\$ 780,485.41
Reserve for Interest on Warrants	\$ -
Reserves From Schedule 3	\$ -
TOTAL LIABILITIES AND RESERVES	\$ 780,485.41
CASH FUND BALANCE JUNE 30, 2022	\$ 246,346.12
TOTAL LIABILITIES, RESERVES AND CASH FUND BALANCE	\$ 1,026,831.53

Schedule 5: Tax Increment Financing District Fund Balance Sheet of Current and All Prior Years		
CURRENT AND ALL PRIOR YEARS	2021-22	PRE-2021
Cash Balance Reported to Excise Board June 30, 2021	\$ -	\$ 11,964.60
Opening Balance from Prior Year	\$ 11,964.60	\$ 11,964.60
Cash Fund Balance Transferred Out	\$ -	\$ -
Cash Fund Balance Transferred In	\$ -	\$ -
Adjusted Cash Balance	\$ 11,964.60	\$ -
Ad Valorem Tax Apportioned To Year In Caption	\$ 1,014,866.93	\$ -
Sources of Revenue		
9000 Interest, Mortgage Tax	\$ -	\$ -
9100 Local Revenues	\$ -	\$ -
9200 State Revenues	\$ -	\$ -
9300 Federal Revenues	\$ -	\$ -
9400 Miscellaneous Revenues	\$ -	\$ -
9500 Special Assessments	\$ -	\$ -
9600 Other Revenues	\$ -	\$ -
9700 School Revenues	\$ -	\$ -
All Other Non-Tax Revenues	\$ -	\$ -
Sales Tax and Sales Tax Interest	\$ -	\$ -
Cash Fund Balance Forward From Preceding Year	\$ -	\$ -
Prior Expenditures Recovered	\$ -	\$ -
TOTAL RECEIPTS	\$ 1,014,866.93	\$ -
TOTAL RECEIPTS AND BALANCE	\$ 1,026,831.53	\$ -
Warrants of Year in Caption	\$ -	\$ -
Interest Paid Thereon	\$ -	\$ -
TOTAL DISBURSEMENTS	\$ -	\$ -
CASH BALANCE JUNE 30, 2022	\$ 1,026,831.53	\$ -
Reserve for Warrants Outstanding	\$ 780,485.41	\$ -
Reserve for Interest on Warrants	\$ -	\$ -
Reserves From Schedule 8	\$ -	\$ -
TOTAL LIABILITIES AND RESERVE	\$ 780,485.41	\$ -
DEFICIT:	\$ -	\$ -
CASH BALANCE FORWARD TO NEXT YEAR	\$ 246,346.12	\$ -

Schedule 9: Tax Increment Financing District Fund Summary of Expenses				
Total for Expenses	Net Appropriations July 1, 2022	Warrants Issued	Reserves	Approved by County Excise Board
1100 Total Salaries	\$ -	\$ -	\$ -	\$ -
1200 Fringe Benefits	\$ -	\$ -	\$ -	\$ -
1300 Travel Related	\$ -	\$ -	\$ -	\$ -
2000 Total Maintenance & Operations	\$ 780,485.41	\$ 780,485.41	\$ -	\$ -
4100 Total Machinery & Equipment, Capital Outlay	\$ -	\$ -	\$ -	\$ -
All Other Expenses	\$ -	\$ -	\$ -	\$ -
TOTAL EXPENDITURES 2021-22 FISCAL YEAR	\$ 780,485.41	\$ 780,485.41	\$ -	\$ -

Statement of Receipts, Disbursements, and Changes in Cash Balances
Exhibit W

County Funds	Beginning Cash Balance July 1	Receipts Apportioned	Transfers In	Transfers Out	Disbursements	Ending Cash Balance June 30
Exhibit A	\$ 5,772,828.17	\$ 10,082,511.97	\$ 54,601.49	\$ 54,178.46	\$ 9,813,005.00	\$ 6,042,758.17
Exhibit B	\$ 0.00	\$ 0.00	\$ 0.00	\$ 0.00	\$ 0.00	\$ 0.00
Exhibit D	\$ 2,386,771.39	\$ 6,059,196.89	\$ 0.00	\$ 0.00	\$ 5,512,382.10	\$ 2,933,586.18
Exhibit E	\$ 3,060,987.89	\$ 2,100,566.17	\$ 0.00	\$ 0.00	\$ 1,800,951.59	\$ 3,360,602.47
Total Exhibit G's	\$ 0.00	\$ 0.00	\$ 0.00	\$ 0.00	\$ 0.00	\$ 0.00
Total Exhibit H's	\$ 0.00	\$ 0.00	\$ 0.00	\$ 0.00	\$ 0.00	\$ 0.00
Total Exhibit I's	\$ 18,727,477.48	\$ 5,772,211.06	\$ 3,662.48	\$ 32,691.83	\$ 7,619,597.81	\$ 16,851,061.38
Total Exhibit I.ST's	\$ 3,870,273.27	\$ 6,794,470.35	\$ 29,142.84	\$ 0.00	\$ 5,882,442.93	\$ 4,811,443.53
Total Exhibit J's	\$ 0.00	\$ 0.00	\$ 0.00	\$ 0.00	\$ 0.00	\$ 0.00
Total Exhibit K's	\$ 0.00	\$ 0.00	\$ 0.00	\$ 0.00	\$ 0.00	\$ 0.00
Total Exhibit L's	\$ 0.00	\$ 0.00	\$ 0.00	\$ 0.00	\$ 0.00	\$ 0.00
Total Exhibit M's	\$ 2,077,713.45	\$ 72,956,965.03	\$ 272,307.83	\$ 68,773.79	\$ 70,890,602.13	\$ 4,347,610.39
Total Amounts	\$ 35,896,051.65	#####	\$ 359,714.64	\$ 155,644.08	#####	\$ 38,347,062.12

**Calculation of the Maximum Budget available using
the Estimated Valuations, Miscellaneous Revenues, and Carryover
Exhibit X**

	General Fund		
	Unrestricted	Sales Tax	Total
General Fund Mill Levy	10.23	0.00	
Total Estimated Assessed Valuation	\$ 779,494,952.00		
Gross Ad Valorem Tax Levy	\$ 7,974,233.36		
Reserve for Delinquency Reserve Percentage 10%	\$ 724,930.31		
Net Ad Valorem Tax Levy	\$ 7,249,303.05		\$ 7,249,303.05
Cash fund balance. June 30	\$ 5,600,439.34	\$ 0.00	\$ 5,600,439.34
Miscellaneous Revenue	\$ 0.00	\$ 0.00	\$ 0.00
Total Available for Appropriations	\$ 12,849,742.39	\$ 0.00	\$ 12,849,742.39

CERTIFICATE OF EXCISE BOARD
ESTIMATE OF NEEDS FOR 2022-2023

STATE OF OKLAHOMA, COUNTY OF COMANCHE

We, the members of the Excise Board of said County and State, do hereby certify that we have examined the foregoing estimates of proposed current expenses for the ensuing fiscal year as filed with the Board of County Commissioners, and those directly under, or in contractual relationship with, the Board of County Commissioners; we have ascertained from the Financial Statements submitted therewith the amount of Surplus Balances of Cash on Hand; we have considered the uncollected ad valorem taxes of the previous year or years; and we have ascertained that the probable Income estimated to be collected from all sources other than ad valorem taxation may reasonably be expected as a revenue for the ensuing fiscal year, and that the same does not exceed 90% of the actual collection from such sources for the previous fiscal year.

In so doing, we have diligently performed the duties imposed upon the Excise Board by 68 O.S. 1991 Section 3007, (1) ascertaining that the financial statements, as to statistics therein contained reflect the true fiscal condition at the close of the fiscal year, or caused the same to be corrected so to show; (2) struck from the estimate of needs so submitted any items not authorized by law and reduced to the sum authorized by law any items restricted by statute as to the amount lawfully expendable therefore; (3) supplemented such estimate, after proper publication, by an estimate of needs prepared by this Excise Board to make provision for mandatory governmental functions where the estimate submitted wholly failed or was deemed inadequate to fulfill the mandate of the Constitutions or of the Legislature; (4) computed the total means available to each fund in the manner provided; and (5) then and only thereafter.

Accordingly, we have and do hereby appropriate the Surplus Balances of Cash on Hand, and the Revenues and Levies hereinafter set forth for each Fund to the several and specific purposes named in such estimates, by each, to the intent and purpose that CONSTITUTIONAL GOVERNMENTAL FUNCTIONS shall be first assured and provided for, and subsequently to provide for Legislative Governmental Functions insofar as to the available Surpluses, Revenues and Levies will permit; and we have provided also that the Levies are in excess of the amount appropriated to needs after deducting the surplus cash balance on hand, and Estimated Revenues other than tax, by the percentage and amount or reserve for delinquent tax as hereinafter set forth, which we have determined in the manner provided by law.

We further certify that we have examined the within statements of account and estimated needs or requirements of the Governing Board of Comanche County, in relation to the Sinking Fund or Funds thereof, and after finding the same correct or having caused the same to be corrected pursuant to 68 O. S. 1991 Section 3009, have approved the requirements therefor to fulfill the conditions of Section 26 and 28 of Article 10, Oklahoma Constitution, and have made and certified a tax levy therefor to the extent of the excess of said total requirements over any other legal deduction, including a reserve of caused the same to be corrected pursuant to 68 O. S. 1991 Section 3009, have approved the requirements therefor to fulfill the conditions of Section 26 and 28 of Article 10, Oklahoma Constitution, and have made and certified a tax levy therefor to the extent of the excess of said total requirements over any other legal deduction, including a reserve for delinquent taxes.

CERTIFICATE OF EXCISE BOARD
ESTIMATE OF NEEDS FOR 2022-2023

County Excise Board's Appropriation of Income and Revenue	General Fund	Health Department	Sinking Fund (Exc. Homesteads)
Appropriation Approved & Provision Made	\$ 12,849,742.39	\$ 4,503,439.91	\$ -
Appropriation of Revenues	\$ -	\$ -	\$ -
Excess of Assets Over Liabilities	\$ 5,600,439.34	\$ 2,689,342.56	\$ -
Unclaimed Protest Tax Refunds	\$ -	\$ -	\$ -
Revenues Approved by Excise Board	\$ -	\$ -	\$ -
Est. Value of Surplus Tax in Process	\$ -	\$ -	\$ -
Sinking Fund Contributions	\$ -	\$ -	\$ -
Surplus Building Fund Cash	\$ -	\$ -	\$ -
Total Other Than 2022 Tax	\$ 5,600,439.34	\$ 2,689,342.56	\$ -
Balance Required	\$ 7,249,303.05	\$ 1,814,097.35	\$ -
Percent for Delinquency	10.0%	10.0%	0.0%
Added for Delinquency	\$ 724,930.31	\$ 181,409.73	\$ -
Total Required for 2022 Tax	\$ 7,974,233.36	\$ 1,995,507.08	\$ -
Rate of Levy Required and Certified (in Mills)	10.23	2.56	0.00

We further certify that the net assessed valuation of the Property, subject to ad valorem taxes, after the amount of all Homestead Exemptions have been deducted in the said County as finally equalized and certified by the State Board of Equalization for the current year 2022-2023 is as follows:

VALUATION AND LEVIES EXCLUDING HOMESTEADS				
County	Real	Personal	Public Service	Total
Total Valuation,	\$ 603,564,818.00	\$ 120,586,897.00	\$ 55,343,237.00	\$ 779,494,952.00

and that the assessed valuations herein certified have been used in computing the rates of mill levies and the proceeds thereof appropriated as aforesaid; and that having ascertained as aforesaid, the aggregate amount to be raised by ad valorem taxation, we thereupon made the levies therefor as provided by law as follows:

General Fund: 10.23 Mills
Health Dept: 2.56 Mills
Sinking Fund: 0.00 Mills
Sub-Total: 12.79 Mills

Free Fair Budget Account (Levy Per Applicable Statute)	0.00 Mills;
Free Fair Improvement Budget Account (Net Proceeds of 1.00 Mill)	0.00 Mills;
Free Fair Additional Improvement Budget Account (Net Proceeds of 1.00 Mill)	0.00 Mills;
Library Budget Account (Net Proceeds of 1/2 of 1.00 Mill)	0.00 Mills;
Cooperative County/City-County Library Budget Account (1.00 to 4.00 Mills)	0.00 Mills;
County Cemetery (Prior To Aug. 15, 1933) Budget Account (Net Proceeds of 1/5 of 1.00 Mill)	0.00 Mills;
Public Buildings Budget Account (Not To Exceed 5.00 Mills)	0.00 Mills;
Emergency Medical Service (Not To Exceed 3.00 Mills)	0.00 Mills;
Total County Levies	12.79 Mills;
County Wide Levy For Schools (4.00 Mills)	4.09 Mills;
Total County Wide Levy	16.88 Mills;

and we do hereby order the above levies to be certified forthwith by the Secretary of this Board to the County Assessor of said County, in order that the County Assessor may immediately extend said levies upon the Tax Rolls for the year 2023 without regard to any protest that may be filed against any levies, as required by 68 O. S. 1991, Section 2869.

Dated at Lawton, Oklahoma, this 13th day of September, 2022.



Excise Board Member



Excise Board Member



Excise Board Chairman



Excise Board Secretary



Comanche County, 16
Statistical Data
2022-2023

Total Valuation		
Total Gross Valuation Real Property	\$	693,436,270.00
Total Homestead Exemption	\$	89,871,452.00
Total Real Property	\$	603,564,818.00
Total Personal Property	\$	120,586,897.00
Total Public Service Property	\$	55,343,237.00
Total Valuation of Property	\$	779,494,952.00

PUBLICATION SHEET - COMANCHE COUNTY, OKLAHOMA
 FINANCIAL STATEMENT OF THE VARIOUS FUNDS FOR THE FISCAL YEAR ENDING JUNE 30, 2022, AND ESTIMATE OF NEEDS
 FOR THE FISCAL YEAR ENDING JUNE 30, 2023, OF THE GOVERNING BOARD OF
 COMANCHE COUNTY, OKLAHOMA

Exhibit "Z"

Page 85

STATEMENT OF FINANCIAL CONDITION AS OF JUNE 30, 2022	General Fund	Health Fund	Sinking Fund
ASSETS:			
Cash Balance June 30, 2022	\$ 6,042,758.17	\$ 3,360,602.47	\$ -
Investments	\$ -	\$ -	\$ -
TOTAL ASSETS	\$ 6,042,758.17	\$ 3,360,602.47	\$ -
LIABILITIES AND RESERVES:			
Warrants Outstanding	\$ 90,020.43	\$ 94,892.41	\$ -
Reserves for Interest on Warrants	\$ -	\$ -	\$ -
Reserves from Schedule 8	\$ 352,298.40	\$ 576,367.50	\$ -
TOTAL LIABILITIES AND RESERVES	\$ 442,318.83	\$ 671,259.91	\$ -
CASH FUND BALANCE (Deficit) JUNE 30, 2022	\$ 5,600,439.34	\$ 2,689,342.56	\$ -
ESTIMATE OF NEEDS FOR FISCAL YEAR ENDING JUNE 30, 2023			
Grand Total Current Expense Needs	\$ 12,849,742.39	\$ 4,503,439.91	\$ -
Reserves for Interest on Warrants & Revaluation	\$ 1,500.00	\$ -	\$ -
Total Required	\$ 12,851,242.39	\$ 4,503,439.91	\$ -
FINANCED:			
Cash Fund Balance	\$ 5,600,439.34	\$ 2,689,342.56	\$ -
Revenues Approved by Excise Board	\$ -	\$ -	\$ -
Total Deductions	\$ 5,600,439.34	\$ 2,689,342.56	\$ -
Balance to Raise from Ad Valorem Tax	\$ 7,250,803.05	\$ 1,814,097.35	\$ -

CERTIFICATE - GOVERNING BOARD

STATE OF OKLAHOMA, COUNTY OF COMANCHE, ss:


We, the undersigned duly elected, qualified Governing Officers of Comanche County, Oklahoma, do hereby certify that at a meeting of the Governing Body of the said County, begun at the time provided by law for Counties and pursuant to the provisions of 68 O.S. 1991 Sec. 3002, the foregoing statement was prepared and is true and correct condition of the Financial Affairs of said County as reflected by the record of the County Clerk and Treasurer. We further certify that the forgoing estimate for current expenses for the fiscal year beginning July 1, 2022, and ending June 30, 2023, as shown are reasonably necessary for the proper conduct of the affairs of the said County, that the Estimate Income to be derived from sources other than ad valorem taxation does not exceed the lawfully authorized ration of the revenue derived from the same sources during the preceding fiscal year.



 Chairman of Board



 County Clerk Seal




 Commissioner

Subscribed and sworn as before me this
 10th day of September, 2022.



 Commissioner



 Notary Public
 State of Oklahoma
 Commission # 18010848 Expires 10/26/22

S. A. & L. No. 2633 (2008)

Current fiscal year

2022-2023

Date Certified

Taxable Year

2022

COMANCHE COUNTY TAX LEVIES
2022-2023

FILED
OCT 11 / 2021
State Auditor & Inspector

SCHOOLS IN COMANCHE COUNTY AND ALSO
THE COUNTIES THAT ARE PROVIDED SERVICES

UNIT OF TAXATION	SCHOOL DIST	COUNTY				CITIES & TOWNS	EMS	SCHOOL DISTRICTS			VO-TECH 9		VO-TECH 2		VO-TECH 19		TOTAL
		General Fund	Sinking Fund	Health Fund	Common Fund *	Sinking Fund	General Fund	General Fund	Building Fund	Sinking Fund	General Fund	Building Fund	General Fund	Building Fund	General Fund	Building Fund	
City of Lawton						10.04											10.04
Cache School -Comanche County	I-001	10.23		2.56	4.09	10.04		35.67	5.10	39.62	10.23	5.02					122.56
Indiahoma School -Comanche County	I-2	10.23		2.56	4.09			37.44	5.35	10.42	10.23	5.02					85.34
Indiahoma School -Klowa County	I-2							35.16	5.02	10.42	10.48	5.05					66.13
Indiahoma School -Tillman County	I-2							35.94	5.13	10.42	10.48	5.05					67.00
Sterling School -Comanche County	I-3	10.23		2.56	4.09			37.85	5.41	6.90	10.23	5.02					82.29
Sterling School -Grady County	I-3							37.48	5.35	6.90	10.55	5.06					65.34
Sterling School -Stephens County	I-3							36.32	5.19	6.90	10.38	5.04					63.63
Geronimo School -Comanche County	I-004	10.23		2.56	4.09	10.04		36.80	5.26	27.25	10.23	5.02					111.48
Geronimo School -Cotton County	I-004							35.75	5.11	27.25	10.40	5.04					83.55
Lawton School -Comanche County	I-008	10.23		2.56	4.09	10.04		35.67	5.10	23.84	10.23	5.02					106.58
Lawton School /Medicine Park -Comanche Co	I-008	10.23		2.56	4.09			35.67	5.10	23.84	10.23	5.02					96.54
Fletcher School-Comanche County	I-009	10.23		2.56	4.09			36.35	5.19	8.16	10.23	5.02					81.83
Fletcher School-Caddo County	I-009							35.50	5.07	8.16	10.14	5.01					63.88
Fletcher School-Grady County	I-009							35.10	5.01	8.16	10.55	5.06					63.88
Elgin School -Comanche County	I-16	10.23		2.56	4.09			36.74	5.25	30.76	10.23	5.02					104.86
Elgin School /Medicine Park -Comanche Cour	I-16	10.23		2.56	4.09			36.74	5.25	30.76	10.23	5.02					104.86
Flower Mound School -Comanche County	C-048	10.23		2.56	4.09	10.04		35.55	5.08	19.25	10.23	5.02					102.05
Bishop School -Comanche County	C-49	10.23		2.56	4.09	10.04		35.44	5.06	30.34	10.23	5.02					113.01
Chattanooga School -Comanche County	I-132	10.23		2.56	4.09			37.17	5.31	13.82	10.23	5.02					88.43
Chattanooga School -Cotton County	I-132							35.42	5.06	13.82	10.40	5.04					69.74
Chattanooga School -Tillman County	I-132							37.19	5.31	13.82	10.46	6.05					71.83

FILED
 OCT 11 2021
 State Auditor & Inspector

UNIT OF TAXATION	SCHOOL DIST	COUNTY				CITIES & TOWNS	EMS	SCHOOL DISTRICTS			VO-TECH 9		VO-TECH 2		VO-TECH 19		TOTAL		
		General Fund	Sinking Fund	Health Fund	Common Fund*			Sinking Fund	General Fund	General Fund	Building Fund	Sinking Fund	General Fund	Building Fund	General Fund	Building Fund		General Fund	Building Fund
JT Cotton-Walters School	J-1	10.23		2.56	4.09			37.71	5.39	12.22					10.58	2.12	84.90		
JT Caddo-Boone School	J-1056	10.23		2.56	4.09			38.22	5.46	23.98			10.81	1.08			96.43		
JT Kiowa-Snyder School (SD-1-4)	J-4	10.23		2.56	4.09			37.87	5.42	0.00	10.23	5.02					75.52		
JT Kiowa -Mountain View-Gatebo School	J-1003	10.23		2.56	4.09		3.15	36.72	5.25	26.80			10.81	1.08			100.89		
JT Stephens-Empire School	J-4-021	10.23		2.56	4.09			39.24	5.61	24.19					10.58	2.12	98.82		
JT Stephens-Central School	J-1034	10.23		2.56	4.09			36.82	5.27	35.11					10.58	2.12	106.88		
JT Caddo-Cement School	J-160	10.23		2.56	4.09			35.00	5.00	31.67			10.81	1.08			100.44		
JT Caddo-Cyril School	J-1-064	10.23		2.56	4.09			35.00	5.00	13.91			10.81	1.08			82.68		

*Common fund is County Wide School Levy

State of Oklahoma)
) ss
 County of Comanche)

I, Carrie Tubbs, County Clerk for Comanche County, Oklahoma, do hereby certify that the above levies are true and correct for the taxable year 2022

Witness my hand and seal

Carrie Tubbs

Carrie Tubbs, Comanche County Clerk

Date: *October 6, 2022*

